

2015 BARNESVILLE




TROJAN FOOTBALL



Season Record 7-4, 4-2 District, Section 8AA Runner Up

Trojan Football Holds 2015 End Of The Year Banquet



The 2015 Trojan Football team award winners include, left to right, front row-Connor John, Kieran Johnson, Brady Tweeton and Josh Tweeton; back row-Tate Elliott, Garrett Anderson, Chase Brenner, Ethan Ishaug and Ricky Reep.

By: Tracy Hinsz

The Barnesville Trojan football team held their annual end-of-the-year banquet on Sunday, November 29, in the old gym at Barnesville High School.

A potluck supper was served and the year-end video was displayed before commencement of the ceremony. Head Coach Bryan Strand started the banquet by introducing his assistant coaches, cheerleader Coach Randi Trowbridge, JV Coach Nathan Strand and ninth grade Coach George Haj. These coaches spoke about their respective seasons before Coach Strand gave a recap of the varsity season.

Coach Strand honored the following athletes for their part in helping the 2015 Trojan football team to a successful season.

Managers: Ricky Reep, Reed Moberg and Ben Penner

Stat Girls: Emma Detloff, Ashley Slininger, Anna Smith and Montana Aberle.

Videographers: Jonah LeNoue and Mike Sacrison.

The 2015 Trojans award winners include:

Iron Man Champions Chase Brenner - ninth grade-110 points, Brady Tweeton - 10th grade - 134 points, Connor John - 11th grade - 108 points and Josh Tweeton - 12th grade - 147 points. Josh Tweeton won the overall Iron Man Championship.

The following award winners were voted on by the coaches and players.

- Tate Elliott - Practice Player of the Year.
- Ricky Reep - Trojan Pride.
- Brady Tweeton - Rookie of the Year.
- Connor John - Most Improved.
- Kieran Johnson - Most Valuable Offensive Lineman.
- Tate Elliott - Most Valuable Defensive Lineman.
- Josh Tweeton - Most Valuable Offensive Back.

- Brady Tweeton - Most Valuable Defensive Back/Linebacker.

- Josh Tweeton - Most Valuable Specialty Player.
- Ethan Ishaug - Most Valuable Offensive Player.
- Kieran Johnson - Most Valuable Defensive Player.
- Ethan Ishaug - Most Valuable Player.

The following players made the Midwest District White Division All-Conference Team.

- Ethan Ishaug
- Kieran Johnson
- Garrett Anderson
- Brady Tweeton

Honorable Mention Midwest District White Division All-Conference Team

- Jared Affield
- Jimmy Kletsch

Midwest District Most Valuable Offensive Lineman

- Kieran Johnson
- Josh Tweeton

Midwest District Most Valuable Specialist
These players made the Section 8AA All-Tournament Team.

- Ethan Ishaug
- Tate Elliott
- Brady Berg
- Kieran Johnson

Academic All-State

- Ethan Ishaug
- Brandon Holte

Midwest District All-Academic Team- Overall GPA over 3.7

- Ethan Ishaug
- Joe Stage
- Andrew Trowbridge
- Jack Lien
- Joey Roste
- Connor John
- Bryan Neels
- Xavier Kadmas
- Brady Tweeton
- Cole Tharaldson

Congratulations to all the players, coaches, cheerleaders and all the members of the 2015 Barnesville Trojans football team.

2015 Barnesville Trojan Award Winners

Practice Player of the YearTate Elliott
Trojan PrideRicky Reep
Most Improved Football Player.....Connor John
Rookie of the Year Award.....Brady Tweeton
Most Valuable Offensive LinemanKieran Johnson
Most Valuable Offensive Back.....Josh Tweeton
Most Valuable Defensive Lineman.....Tate Elliott
Most Valuable Defensive Back/LB.....Brady Tweeton
Most Valuable Special Teams.....Josh Tweeton
Most Valuable Offensive PlayerEthan Ishaug
Most Valuable Defensive Player.....Kieran Johnson
Most Valuable Player Ethan Ishaug
9th Grade Ironman ChampionChase Brenner
10th Grade Ironman Champion..... Brady Tweeton
11th Grade Ironman Champion.....Connor John
12th Grade Ironman Champion.....Josh Tweeton
Overall Ironman ChampionJosh Tweeton with 147 points

Midwest District – White All District

Ethan Ishaug, Kieran Johnson, Garrett Anderson, Brady Tweeton

Honorable Mention All District

Jared Affield, Jimmy Kletsch, Josh Tweeton

Midwest District Most Valuable Offensive Lineman

Kieran Johnson

Midwest District Most Valuable Specialist

Josh Tweeton

All Section 8AA Team

Ethan Ishaug, Tate Elliott, Bradey Berg, Kieran Johnson

Academic All State

Ethan Ishaug

Midwest District All Academic Team – Overall GPA over 3.7

Ethan Ishaug

Joe Stage

Andrew Trowbridge

Jack Lien

Joey Roste

Connor John

Bryan Neels

Xavier Kadrmas

Brady Tweeton

Cole Tharaldson

Brandon Holte

Name: Jared Affield

Parents: Dwight and Carrie

Positions played: QB, TE, LB

of years lettered: 3

Favorite Football Memory: Beating Hawley on TV at homecoming

Person I admire the most and why: Mr. Strand because he encouraged me to play and it was a great time

Favorite quote: "2 yards" P. Trowbridge

Something I have taken from being a part of the BHS football team: Put the team before yourself

What will you miss next year: Being part of the team

HONORS: Honorable Mention All District

Defensive Career Stats:

Solo Tackles +3	Assisted Tackles +1	Tackle for Loss +2	Tipped Pass +1	Fumble Caused +4	Fumble Recovery +3	INT +5	Sack +4	Blocked Kick +5	Tackle on Kick +3	Total Points
20	75	3			2	1			8	176

Offensive Career Stats: Rushing 19 attempts for 31 yards, 4 fumbles, 1 TD Passing; 21 of 40 completions, 256 yards, 4 TD's 3 Interceptions, 32/38 extra point kicks, 2/3 FG Made, 62 Kickoffs for 2369 yards a 38.2 yard average



Name: Garrett Anderson

Parents: Dawn and Joel

Positions played: TE, WR, RB, DE

of years lettered: 3

Favorite Football Memory: Getting 2 TD's in my first varsity game

Person I admire the most and why: my dad because he is always the one who would sit down with me after a game and go over the things I did wrong and right. He taught me how to do certain techniques to be better.

Favorite quote: Go Deep

Something I have taken from being a part of the BHS football team: Coming together as a family

What will you miss next year: Playing the game, team bonding, and John Cenaing people and celebrate with nachos and red bull.

HONORS: Midwest District All District Team

Defensive Career Stats:

Solo Tackles +3	Assisted Tackles +1	Tackle for Loss +2	Tipped Pass +1	Fumble Caused +4	Fumble Recovery +3	INT +5	Sack +4	Blocked Kick +5	Tackle on Kick +3	Total Points
23	36	18	0	2	2	0	3	2	4	189

Offensive Career Stats: Rushing 3 rushes for 5 yards, Receiving 12 Receptions for 269 yards and 2 td's, 19 punts for 603 yards a 31.7 yard average



Name: Louis Brown

Parents: Daryl and Michelle

Positions played: Center, Guard, DT, DE, LB

of years lettered: 4

Favorite Football Memory: Beating Hawley on TV

Person I admire the most and why: My dad, because he sets a great example and does a lot for me

Favorite quote: I'm not here for a long time, but I'm here for a good time – George Straight

Something I have taken from being a part of the BHS football team: The fun times and memories in both games and practice

What will you miss next year: Playing football with the team I've known for many years

Defensive Career Stats:

Solo Tackles +3	Assisted Tackles +1	Tackle for Loss +2	Tipped Pass +1	Fumble Caused +4	Fumble Recovery +3	INT +5	Sack +4	Blocked Kick +5	Tackle on Kick +3	Total Points
15	65	9	1	0	2	0	2	0	4	155

Offensive Career Stats: 5 kickoffs for 175 yards a 35.8 yard average



Name: Tate Elliot

Parents: Michael Elliott and Kristi Nodsle

Positions played: DT

of years lettered: 3

Favorite Football Memory: Embarrassing Hawley on TV

Person I admire the most and why: John Cena for the motivation

Favorite quote: how do we jump off-sides on ONE!!! P. Trowbridge

Something I have taken from being a part of the BHS football team: that the team comes first

What will you miss next year: the locker room after a win

HONORS: All Section 8AA team 2015, Most valuable defensive lineman 2015 and Practice Player of the year 2015

Defensive Career Stats:

Solo Tackles +3	Assisted Tackles +1	Tackle for Loss +2	Tipped Pass +1	Fumble Caused +4	Fumble Recovery +3	INT +5	Sack +4	Blocked Kick +5	Tackle on Kick +3	Total Points
10	54	9	0	0	0	0	2	2	2	126



Name: Christian Enstad

Parents: Mark and Cathy Enstad

Positions played: DE and WR

of years lettered: 3

Favorite Football Memory: Lifting Ricky up on senior night so he could break it down

Person I admire the most and why: My dad because he never gives up on me and keeps pushing me to do better.

Favorite quote: If I don't go hard in practice how will you be prepared for a game – Rudy Ruettinger
"RUDY"

Something I have taken from being a part of the BHS football team: It's not a team it's a family

What will you miss next year: Being part of the family and playing one of my favorite sports

Defensive Career Stats:

Solo Tackles +3	Assisted Tackles +1	Tackle for Loss +2	Tipped Pass +1	Fumble Caused +4	Fumble Recovery +3	INT +5	Sack +4	Blocked Kick +5	Tackle on Kick +3	Total Points
0	1	0	0	0	1	0	0	0	0	4

Offensive Career Stats:



Name: Alex Garry

Parents: Wanda Garry and Dennis Garry

Positions played: RB and DB

of years lettered: 3

Favorite Football Memory: Getting a TD 2 weeks in a row

Person I admire the most and why: B. Strand for being a great

Favorite quote: Don't tell people what your dreams are, just show them

Something I have taken from being a part of the BHS football team: how to work together and get great results

What will you miss next year: Miss seeing all the guys everyday work their butt off to be the best athletes we can possibly be

Defensive Career Stats:

Solo Tackles +3	Assisted Tackles +1	Tackle for Loss +2	Tipped Pass +1	Fumble Caused +4	Fumble Recovery +3	INT +5	Sack +4	Blocked Kick +5	Tackle on Kick +3	Total Points
11	14	2	2	0	0	1	0	0	3	67

Offensive Career Stats: Rushing 12 carries for 135 yards and 2 TD's. 2 Kickoff Returns for 12 yards.



Name: Ethan Ishaug

Parents: Tom and Candace Ishaug

Positions played: QB, FB, TE, LB, SS

of years lettered: 5

Favorite Football Memory: Playing football every Friday night under the lights with my best friends

Person I admire the most and why: My dad, he has taught me many lessons, and he is someone I hope to emulate when I grow up.

Favorite quote: Winning isn't everything, it's the only thing – Vince Lombardi

Something I have taken from being a part of the BHS football team: What it means to be part of a team and work for a common goal.


What will you miss next year: Hanging out and playing football with my teammates every day.

HONORS: Captain 2014 and 2015, Prairie North all conference 2013, HOL all conference 2014, Midwest District All District Team 2015, Section 8AA All Tourney Team 2014 2015, MVP LB 2013, 2014, Most Valuable Defensive Player 2013 and 2014, Most Valuable Offensive Player 2014, 2015, Most Valuable Player 2014 and 2015, Academic All State 2015, Midwest District All Academic Team 2015

Defensive Career Stats:

Solo Tackles +3	Assisted Tackles +1	Tackle for Loss +2	Tipped Pass +1	Fumble Caused +4	Fumble Recovery +3	INT +5	Sack +4	Blocked Kick +5	Tackle on Kick +3	Total Points
69	171	16	8	3	1	1	3	1	3	494

Offensive Career Stats: Rushing 205 carries for 795 yards and 14 Rushing TD's, Passing – 115 completions out of 212 Attempts 54% comp %, Receiving 16 receptions for 368 yards and 4 TD's



Name: Ryan McGough

Parents: Susan and Kevin

Positions played: DT and DE

of years lettered: 2

Favorite Football Memory: Beating Hawley on TV

Person I admire the most and why: Parents, because they always cheered us on everytime we had a game, even if they couldn't make it

Favorite quote: Football doesn't build character, it reveals character

Something I have taken from being a part of the BHS football team: Never give up, even if you're the underdog

What will you miss next year: Practices with the team after school

Defensive Career Stats:

Solo Tackles +3	Assisted Tackles +1	Tackle for Loss +2	Tipped Pass +1	Fumble Caused +4	Fumble Recovery +3	INT +5	Sack +4	Blocked Kick +5	Tackle on Kick +3	Total Points
0	7							1		12



Name: Connor Meyer

Parents: Art and Michelle

Positions played: RB, LB, DB

of years lettered: 4

Favorite Football Memory: Coming back and beating Hawley on TV

Person I admire the most and why: My dad, because he has always been there to support everything I have done and he has done a lot for me.

Favorite quote: Our greatest glory is not in never failing, but in rising up every time we fail – Ralph Waldo Emerson

Something I have taken from being a part of the BHS football team: How to become a family and learn to work as a team


What will you miss next year: Being with the team, doing team bonding, and just playing under the lights

HONORS: Rookie of the year award 2013, Most Valuable Back 2014, Section 8AA All Tourney Team 2014

Defensive Career Stats:

Solo Tackles +3	Assisted Tackles +1	Tackle for Loss +2	Tipped Pass +1	Fumble Caused +4	Fumble Recovery +3	INT +5	Sack +4	Blocked Kick +5	Tackle on Kick +3	Total Points
19	72	15	3	1	1	2	1	0	9	210

Offensive Career Stats: Rushing 154 carries for 1349 yards a 8.8 yard average 3 fumbles and 14 rushing TD's, Receiving 13 receptions for 154 yards and 3 TD's, Punts 23 punts for 650 yard a 28.3 yard avg. 4 kickoff Returns for 96 yards



Name: Alex Peppel

Parents: Kelly and Christy

Positions played: Center, DL and Special Teams

of years lettered: 3

Favorite Football Memory: Beating Hawley at homecoming on TV and the 2015 away Warroad game

Person I admire the most and why: my parents, because they have always pushed me to do my best

Favorite quote: You can never cross an ocean unless you have the courage to lose sight of the shore


Something I have taken from being a part of the BHS football team: You should put the team before yourself

What will you miss next year: After game meals, and the feeling of winning a game

Defensive Career Stats:

Solo Tackles +3	Assisted Tackles +1	Tackle for Loss +2	Tipped Pass +1	Fumble Caused +4	Fumble Recovery +3	INT +5	Sack +4	Blocked Kick +5	Tackle on Kick +3	Total Points
0	0	0	0	0	0	0	0	0	0	0

Offensive Career Stats:



Name: Jerad Shaide

Parents: Charles Nelson

Positions played: TE, DE, DT

of years lettered: 3

Favorite Football Memory: my first TD against Pelican Rapids

Person I admire the most and why: my dad, he is always there for me and supports me through everything I do.

Favorite quote: don't be good be great – P. Trowbridge

Something I have taken from being a part of the BHS football team: Don't take anything for granted, nothing lasts forever

What will you miss next year: I will miss being a part of the Barnesville football family

Defensive Career Stats:

Solo Tackles +3	Assisted Tackles +1	Tackle for Loss +2	Tipped Pass +1	Fumble Caused +4	Fumble Recovery +3	INT +5	Sack +4	Blocked Kick +5	Tackle on Kick +3	Total Points
7	19	2	0	0	1	0	0	0	0	53

Offensive Career Stats: Receiving 2 receptions for 23 yards and 1 TD



Name: Joe Stage

Parents: Laurie and Tim Lundstrom and Dave Stage

Positions played: OL and DL

of years lettered: 3

Favorite Football Memory: Beating up on Hawley on homecoming 2015

Person I admire the most and why: Dom Mazzetti, he is an animal

Favorite quote: Our greatest glory is not in never falling, but in rising every time we fall

Something I have taken from being a part of the BHS football team: Nothing individualized matters, how you work as a team is what counts.

What will you miss next year: Not being on the field and playing with the team

HONORS: Midwest District All Academic Team 2015

Defensive Career Stats:

Solo Tackles +3	Assisted Tackles +1	Tackle for Loss +2	Tipped Pass +1	Fumble Caused +4	Fumble Recovery +3	INT +5	Sack +4	Blocked Kick +5	Tackle on Kick +3	Total Points
6	11	2	0	1	1	0	0	0	1	43

Offensive Career Stats:



Name: Andrew Trowbridge

Parents: Phil and Randi

Positions played: OT and DE

of years lettered: 3

Favorite Football Memory: shutting out Hawley

Person I admire the most and why: Dad, he always encourages me

Favorite quote: Football is like life – it requires perseverance, self control, hardwork, sacrifice, dedication, and a respect for authority

Something I have taken from being a part of the BHS football team: hard work pays off

What will you miss next year: The team

HONORS: Midwest District All Academic Team 2015

Defensive Career Stats:

Solo Tackles +3	Assisted Tackles +1	Tackle for Loss +2	Tipped Pass +1	Fumble Caused +4	Fumble Recovery +3	INT +5	Sack +4	Blocked Kick +5	Tackle on Kick +3	Total Points
2	10	1	0	0	2	0	0	0	1	27

Offensive Career Stats:



Name: Josh Tweeton

Parents: Kyle and Ann Tweeton

Positions played: RB and DB

of years lettered: 3

Favorite Football Memory: Beating Hawley on TV

Person I admire the most and why: Ethan, he's a good leader

Favorite quote: 2 yards – P. Trowbridge

Something I have taken from being a part of the BHS football team: How to work together as a team


What will you miss next year: being a part of the team

HONORS: 4 year winner of grade Iron Man award, 2014 and 2015 Team Overall Winner of Iron Man Award, Midwest District Honorable Mention All Conference 2015, Most Valuable Offensive Back 2015, Most Valuable Special Teams Player 2015, Midwest District Most Valuable Specialist 2015

Defensive Career Stats:

Solo Tackles +3	Assisted Tackles +1	Tackle for Loss +2	Tipped Pass +1	Fumble Caused +4	Fumble Recovery +3	INT +5	Sack +4	Blocked Kick +5	Tackle on Kick +3	Total Points
7	14	1	2	0	0	0	0	0	18	93

Offensive Career Stats: Rushing 92 carries for 618 yards a 6.7 yard average with 7 fumbles and 12 touchdowns. Receiving 13 receptions for 206 yards. Kickoff Returns 9 for 399 yards a 44.3 yard average and 3 TD's.



Name: Ricky Reep

Parents: Richard and Amy

Positions played: MANAGER #1

of years lettered: 5 YEARS as manager

Favorite Football Memory: senior night when the team lifted me up on their shoulders and I got to break them down

Person I admire the most and why: B. Strand because he is a great coach

Favorite quote: clear eyes, full hearts, can't lose

Something I have taken from being a part of the BHS football team: Friendships and being a part of the team

What will you miss next year: Being on the field and being the water boy/manager

HONORS: 2015 TROJAN PRIDE AWARD WINNER!



	Height	Weight	Bench Press 2pts each 5lbs over wgt	Pull ups 1 pt Each	30 Sec Dummy Jumps 1 pt Each	40 yd Dash	400	Total
Tweeton, Josh	6'0	141	205	25	63	4.52	58	147
Tweeton, Brady	6'0	144	185	23	62	4.89	57	134
Kietsch, Jimmy	6'1	170	225	16	64	5.12	63	125
Stage, Joe	6'1	200	315	6	54	5.32	66	124
Brown, Louis	6'0	180	225	13	60	5.14	66	111
Martz, Brady	5'9	136	165	16	62	5.11	65	111
Brenner, Chase	5'5	118	140	18	53	5.11	67	110
John, Connor	6'0	157	195	11	60	5.1	65	108
Anderson, Garrett	6'2	167	205	13	52	5.13	64	101
Neels, Bryan	5'11	147	170	19	52	5	66	100
Tharaldson, Cole	5'7	116	145	14	51	5.01	71	94
Holte, Brandon	5'8	151	190	8	50	5.26	68	91
Mark, Robert	5'6	125	155	15	52	5.2	73	91
Garry, Alex	6'0	165	185	12	54	5.17	70	90
Alimaras, Brett	6'3	177	225	10	42	5.08	66	90
Ishaug, Ethan	6'2	191	235	0	58	4.96	76	89
Bredman, Matthew	5'11	131	120	15	48	5.07	61	88
Johnson, Kieran	6'1	205	245	12	50	5.52	73	87
Kadrmass, Xavier	5'10	171	175	10	53	5.2	67	83
Hinsz, Kellen	5'9	127	120	8	56	5.28	67	81
Jension, Alex	5'9	190	195	10	55	5.39	71	79
Kietsch, Jonny	5'11	180	215	11	46	5.52	77	78
Trowbridge, Andrew	6'3	209	235	2	52	5.53	69	77
Froslie, Ellis	6'0	162	170	8	53	5.2	79	75
Wastweet, Andrew	6'3	160	170	5	49	5.21	70	73
Boyum, Austyn	6'1	163	185	10	40	5.52	68	72
Haugrud, Brandon	5'8	119	135	8	46	5.5	72	70
Plath, Jalen	5'10	138	125	6	52	5.53	70	70
Stetz, Caleb	5'10	130	130	7	51	5.46	72	69
Detloff, Nick	5'11	171	145	2	48	5.12	68	68
Enstad, Christian	6'0	149	170	4	47	5.7	73	66
Ishaug, Blake	6'3	155	170	11	41	5.41	74	66
Zenzen, Hunter	6'1	160	160	8	45	5.63	68	66
Gardner, DJ	6'2	167	125	4	45	5	72	64
Jerald, Owen	5'11	263	295	1	45	5.7	93	63
Berg, Brady	6'0	255	215	2	50	5.35	81	61
Peppel, Alex	5'10	168	185	8	40	5.78	73	60
Burnside, Chandler	6'0	212	180	2	52	5.64	82	60
Shaid, Jared	6'3	206	165	4	37	5.28	69	56
Inniger, Grant	6'1	136	120	5	38	5.65	70	54
Martinson, Brooks	5'7	138	85	0	48	5.75	79	53
Poepping, Jackson	5'10	148	115	3	50	6.32	84	53
Elliot, Tate	6'1	210	205	3	49	6.41	75	52
Affield, Jared	6'0	207	0	0	43	5.64	77	49
Dent, Gabe	6'2	162	110	2	42	5.69	80	49
Peterson, Jaden	5'11	134			43	5.88	74	47
Hochhalter, Brad	6'0	139	120	3	39	5.78	78	46
Camperude, Gavin	6'0	251	205	0	34	5.56	85	41
Swenson, Nicolas	5'5	117	95	0	38	6.62	86	38
Roste, Joey	6'4	175	230	15	0	0	0	37
Flores, Kobe	5'10	205	145	0	32	5.71	84	37
Brown, JD	5'9	140	95	0	30	5.81	102	34
Johnson, Ashton	5'9	210	125	0	32	6.38	102	32
Poppel, Jared	5'8	180	135	4	25	6.09	88	30
Meyer, Conner	6'0	155	170	11	0	5	0	29
Elliot, Tristan	6'2	206	145	0	25	6.29	89	25
Trowbridge, Jack	6'2	237	185	0	25	6.26	88	25
Stage, Tyler	6'4	282	155	0	19	6.52	101	19
McGough, Ryan	6'3	0		0	0	0	0	0

Seniors

	Height	Weight	Bench Press 2pts each 5lbs over wgt	Pull ups 1 pt Each	30 Sec Dummy Jumps 1 pt Each	40 yd Dash	400	Total
Affield, Jared	6'0	207	0	0	43	5.64	77	49
Anderson, Garrett	6'2	167	205	13	52	5.13	64	101
Brown, Louis	6'0	180	225	13	60	5.14	66	111
Elliot, Tate	6'1	210	205	3	49	6.41	75	52
Enstad, Christian	6'0	149	170	4	47	5.7	73	66
Garry, Alex	6'0	165	185	12	54	5.17	70	90
Haugrud, Brandon	5'8	119	135	8	46	5.5	72	70
Ishaug, Ethan	6'2	191	235	0	58	4.96	76	89
Kletsch, Jimmy	6'1	170	225	16	64	5.12	63	125
McGough, Ryan	6'3	0		0	0	0	0	0
Meyer, Conner	6'0	155	170	11	0	5	0	29
Peppei, Alex	5'10	168	185	8	40	5.78	73	60
Shaid, Jared	6'3	206	165	4	37	5.28	69	56
Stage, Joe	6'1	200	315	6	54	5.32	66	124
Trowbridge, Andrew	6'3	209	235	2	52	5.53	69	77
Tweeton, Josh	6'0	141	205	25	63	4.52	58	147

Juniors

[illegible]

Sophomores

Name	Height	Weight	Bench Press 2pts each 5lbs over wgt	Pull ups 1 pt Each	30 Sec Dummy Jumps 1 pt Each	40 yd Dash	400	Total
Bredman, Matthew	5'11	131	120	15	48	5.07	61	88
Camperude, Gavin	6'0	251	205	0	34	5.56	85	41
Elliot, Tristan	6'2	206	145	0	25	6.29	89	25
Froslie, Ellis	6'0	162	170	8	53	5.2	79	75
Jension, Alex	5'9	190	195	10	55	5.39	71	79
Kletsch, Jonny	5'11	180	215	11	46	5.52	77	78
Mark, Robert	5'6	125	155	15	52	5.2	73	91
Martz, Brady	5'9	136	165	16	62	5.11	65	111
Peterson, Jaden	5'11	134			43	5.88	74	47
Plath, Jalen	5'10	138	125	6	52	5.53	70	70
Stage, Tyler	6'4	282	155	0	19	6.52	101	19
Stetz, Caleb	5'10	130	130	7	51	5.46	72	69
Trowbridge, Jack	6'2	237	185	0	25	6.26	88	25
Tweeton, Brady	6'0	144	185	23	62	4.89	57	134

9th Grade

[illegible]

8th Grade

			Bench Press 2pts each 5lbs over wgt	Pull ups 1 pt Each	30 Sec Dummy Jumps 1 pt Each	40 yd Dash	400	Total
Name	Height	Weight						
Zenzen, Hunter	6'1	160	160	8	45	5.63	68	66

	Height	Weight	Bench Press 2pts each 5lbs over wgt	Pull ups 1 pt Each	30 Sec Dummy Jumps 1 pt Each	40 yd Dash	400	Total
Affield, Jared, 2012	5'9	145	115	1	41	5.93	85	42
2013								
2014	6'0	199	150	1	41	5.71	77	47
2015	6	207	0	0	43	5.64	77	49
Anderson, Garrett, 2012	5'8	137	125	5	50	5.49	81	63
2013	5'11	145	135	10	53	5.23	70	78
2014	6'2	158	195	14	53	5.1	75	92
2015	6'2	167	205	13	52	5.13	64	101
Brown, Louis, 2012	5'11	162	160	11	52	5.28	66	82
2013	5'11	175	210	13	57	5.11	63	107
2014	5'11	177	235	15	58	5.09	65	117
2015	6'0	180	225	13	60	5.14	66	111
Elliot, Tate, 2012	5'11	180	125	1	33	6.17	90	35
2013	6'2	205	170	1	39	5.88	86	44
2014	6'2	200	185	2	40	5.84	85	46
2015	6'1	210	205	3	49	6.41	75	52
Enstad, Christian, 2012	5'6	119	85	5	39	6.05	86	
2013	5'8	135	115	7	41	5.72	79	53
2014	5'11	148	140	3	43	5.64	72	55
2015	6'0	149	170	4	47	5.7	73	66
Garry, Alex, 2012	5'5	114	110	5	52	5.7	82	62
2013	5'9	140	145	8	53	5.22	71	77
2014	5'11	149	165	8	50	5.26	75	74
2015	6'0	165	185	12	54	5.17	70	90
Griffin, Cole, 2012	5'11	153	995	1	37	6.07	82	40
2013	6'0	165	120	3	39	5.69	79	48
Haugrud, Brandon, 2012	5'0	92	75	2	34	6.38	88	36
2013	5'1	100	85	2	35	5.78	82	42
2014	5'6	110	105	6	42	5.75	75	53
Ishaug, Ethan 2011	6'0	165	165	10	62	5.3	72	84
2012	6'1	169	185	11	60	5.09	65	99
2013	6'1	185	215	11	58	4.78	65	106
2014	6'2	190	235	11	54	4.94	63	108
2015	6'2	191	235	0	58	4.96	76	89
Kletsch, Jimmy 2011	5'5	115	105	3	44	5.87	81	51
2012	5'7	130	135	7	53	5.8	71	70
2013	5'10	150	175	4	59	5.34	65	92
2014	6'0	160	205	10	58	5.19	65	106
2015	6'1	170	225	16	64	5.12	63	125
Mahar, Sawyer, 2012	5'3	135	105	6	40	6.67	95	46
McGough, Ryan 2014								
2015								
Mcintyre, Alex, 2012	5'3	107	85	9	51	5.67	787	66
2013	5'5	115	125	12	47	5.7	81	68
Meyer, Connor 2011	5'7	125	105	5	55	5.62	70	71
2012	5'8	137	130	6	54	5.29	64	81
2013	5'10	145	150	10	54	5.17	66	86
2014	6'0	163	185	12	57	4.97	66	99
2015	6'0	155	170	11	0	5	0	29
Peppel, Alex, 2012	5'7	142	120	3	31	5.98	84	37
2013	5'7	160	145	4	39	5.65	74	49
2014	5'10	170	170	8	47	5.66	79	61
2015	5'10	168	185	8	40	5.78	73	60
Rieple, Caleb, 2012	5'7	141	95	1	46	5.44	79	55
Shaid, Jared, 2012	5'9	144	105	3	34	5.63	85	43
2013	6'0	175	130	4	33	5.32	71	50
2014	6'2	176	145	5	41	5.5	68	60
2015	6'3	203	165	4	37	5.28	69	56
Stage, Joe, 2012	6'0	196	165	1	37	5.63	75	44
2013	6'0	215	225	1	40	5.47	70	58
2014	6'1	228	290	2	46	5.53	74	79
2015	6'1	200	315	6	54	5.32	66	124
Trowbridge, Andrew, 2012	6'1	180	130	0	36	6.03	93	38
2013	6'1	175	165	2	44	5.44	73	56
2014	6'3	195	220	2	43	5.34	69	70
2015	6'3	209	235	2	52	5.53	69	77
Tweeton, Josh, 2012	5'7	120	155	19	55	5.24	59	114
2013	5'9	145	165	22	55	4.83	56	118
2014	6'0	147	205	29	58	4.53	55	146
2015	6'0	141	205	25	63	4.52	58	147

2017

Name	Height	Weight	Bench Press 2pts each 5lbs over wgt	Pull ups 1 pt Each	30 Sec Dummy Jumps 1 pt Each	40 yd Dash	400	Total
Allmaras, Brett, 2013	6'0	160	145	2	46	5.25	69	64
2014	6'3	168	190	14	43	5.34	67	82
2015	6'3	177	225	10	42	5.08	66	90
Berg, Brady, 2014								
2015	6'0	255	215	2	50	5.35	81	61
Boyum, Austin, 2013	5'9	135	115	6	39	5.62	79	57
2014	6'1	156	155	7	37	5.58	69	57
2015	6'1	163	185	10	40	5.52	68	72
Burnside, Chandler, 2013	5'8	185	145	0	43	6.11	93	44
2014	5'11	189	155	1	38	6.03	92	41
2015	6'0	212	180	2	52	5.64	82	60
Glynn, Austin, 2013	5'7	115	65	0	30	5.87	88	34
2014	5'10	124	120	6	41	5.53	76	54
Hochhalter, Brad, 2013	5'10	125	100	5	42	5.6	79	53
2014	5'10	139	115	4	45	5.6	78	55
2015	6'0	139	120	3	39	5.78	78	46
Holte, Brandon, 2013	5'4	120	120	5	44	5.85	71	57
2014	5'6	135	155	7	46	5.43	66	78
2015	5'8	151	190	8	50	5.26	68	91
Ishaug, Blake, 2013	5'10	125	105	6	40	5.89	84	50
2014	6'1	147	140	8	45	6.08	86	53
2015	6'3	155	170	11	41	5.41	74	66
Jerald, Owen, 2013	5'9	215	190	0	31	5.83	90	35
2014	5'11	240	240	1	43	6	96	46
2015	5'11	263	295	1	45	5.7	93	63
John, Connor, 2013	5'4	115	115	5	52	5.87	78	61
2014	5'10	135	160	9	57	5.75	75	81
2015	6'0	157	195	11	60	5.1	65	108
Johnson, Kieran, 2013	5'10	165	165	12	49	5.46	75	69
2014	6'1	195	215	22	46	5.43	82	84
2015	6'1	205	245	12	50	5.52	73	87
Kadrmass, Xavier, 2013								
2014								
2015	5'10	171	175	10	53	5.2	67	83
Neels, Bryan, 2013	5'9	140	135	17	50	5.26	68	84
2014								
2015	5'11	147	170	19	52	5	66	100
Roste, Joey, 2013	6'1	140	140	7	37	5.27	60	69
2014	6'3	167	205	13	49	5.22	60	101
2015	6'4	175	230	15	0	0	0	37
Streifel, Tyler, 2013	5'2	185	120	0	30	6.33	101	30
Tharaldson, Cole, 2013	5'0	85	85	10	55	5.36	71	78
2015	5'7	116	145	14	51	5.01	71	94
Wastweet, Andrew, 2013	5'7	120	85	3	44	5.63	72	56
2014	6'0	139	125	10	43	5.4	68	68
2015	6'3	160	170	5	49	5.21	70	73

2018

Name	Height	Weight	Bench Press 2pts each 5lbs over wgt	Pull ups 1 pt Each	30 Sec Dummy Jumps 1 pt Each	40 yd Dash	400	Total
Aakre, Charlie	5'10	133	125	12	42	5.5	74	61
Bang, Logan	5'5	128	105	2	40	5.81	87	46
Bredman, Matthew	5'8	116	100	10	45	5.4	67	71
2015	5'11	131	120	15	48	5.07	61	88
Camperude, Gavin	5'11	258	190	0	42	5.84	118	46
2015	6'0	251	205	0	34	5.56	82	41
Elliot, Tristan	6'0	195	105	0	25	6.65	104	25
2015	6'2	206	145	0	25	6.29	89	25
Froslic, Ellis	6'0	159	150	10	48	5.31	70	72
2015	6'0	162	170	8	53	5.2	79	75
Jension, Alex, 2013	5'7	145	115	11	56	5.17	75	78
2014	5'9	156	170	14	58	5.19	64	98
2015	5'9	190	195	10	55	5.39	71	79
Kletsch, Jonny, 2013	5'4	140	115	0	32	6.03	97	34
2014	5'7	154	145	0	37	6.18	97	38
2015	5'11	180	215	11	46	5.52	77	78
Mark, Robert	5'3	108	120	15	41	5.5	80	67
2015	5'6	125	155	15	52	5.2	73	91
Martz, Brady, 2013	5'1	100	95	10	54	5.49	73	74
2014	5'6	119	135	15	58	5.47	70	92
2015	5'9	136	165	16	62	5.11	65	111
Nosal, Taylor	5'9	115	90	4	49	5.71	73	60
Plath, Jalen	5'8	127	110	4	34	6.15	90	39
2015	5'10	138	125	6	52	5.53	70	70
Stage, Tyler	6'3	267	135	0	15	7.1	131	15
2015	6'4	282	155	0	19	6.52	101	19
Stetz, Caleb	5'7	114	115	7	57	5.69	82	69
2015	5'10	130	130	7	51	5.46	72	69
Trowbridge, Jack	6'0	202	155	0	25	6.5	99	25
2015	6'2	237	185	0	25	6.26	88	25
Tweeton, Brady, 2013	5'5	110	125	19	60	5.25	63	107
2014	5'8	114	150	24	57	5.81	INJ	99
2015	6'0	144	185	23	62	4.89	57	134

2019

Name	Height	Weight	Bench Press 2pts each 5lbs over wgt	Pull ups 1 pt Each	30 Sec Dummy Jumps 1 pt Each	40 yd Dash	400	Total
Brenner, Chase	5'5	118	140	18	53	5.11	67	110
Brown, JD	5'9	140	95	0	30	5.81	102	34
Dent, Gabe	6'2	162	110	2	42	5.69	80	49
Detloff, Nick	5'11	171	145	2	48	5.12	68	68
Flores, Kobe	5'10	205	145	0	32	5.71	84	37
Hinsz, Kellen	5'9	127	120	8	56	5.28	67	81
Inniger, Grant	6'1	136	120	5	38	5.65	70	54
Johnson, Ashton	5'9	210	125	0	32	6.38	102	32
Martinson, Brooks	5'7	138	85	0	48	5.75	79	53
Poepping, Jackson	5'10	148	115	3	50	6.32	84	53
Swenson, Nicolas	5'5	117	95	0	38	6.62	86	38
Poppel, Jared	5'8	180	135	4	25	6.09	88	30

2020

			Bench Press 2pts each 5lbs over wgt	Pull ups 1 pt Each	30 Sec Dummy Jumps 1 pt Each	40 yd Dash	400	Total
Name	Height	Weight						
Zenzen, Hunter	6'1	160	160	8	45	5.63	68	66

2015 Midwest White Sub-District

All Sub-District

Honorable Mention

Breckenridge

1. Carson Yaggie (JR)
2. Ashton Hegge (SR)
3. Easton Erbes (SR)
4. Stevin Lipp (JR)
5. Hunter Aigner (SR)
6. Erik Manning (SR)

1. Tyler Vold (SR)
2. Alex Mertes (SR)
3. Austin Ramos (SR)
4. Treyton Hought (SR)

Dilworth-Glyndon-Felton

1. Blake Kragnes (SR)
2. Clet Frink (SR)
3. Tyler Oberg (SR)
4. Gunnar Payne (SR)
5. Ethan Edeen (JR)

1. Ryan Poehls (JR)
2. Eric Watt (SR)
3. Garrett Scheel (JR)

Barnesville

1. Ethan Ishaug (SR)
2. Kieran Johnson (JR)
3. Brady Tweeton (SO)
4. Garrett Anderson (SR)

1. Josh Tweeton (SR)
2. Jim Kletsch (SR)
3. Jared Affield (SR)

Hawley

1. Austin Koenig (SR)

Crookston

- | | |
|------------------------|------------------------|
| 1. Chris Wavra (JR) | 1. Colton Weiland (SO) |
| 2. Cade Salentine (SO) | 2. Dane Anderson (JR) |

Warroad

- | | |
|----------------------|---------------------|
| 1. Noah Harren (JR) | 1. Lucas Garbe (SR) |
| 2. Jackson Nash (SR) | 2. Beau Wilmer (JR) |

Pelican Rapids

- | | |
|-----------------------|----------------------|
| 1. Donovan Young (JR) | 1. Alex Diaz (SR) |
| | 2. Preston Hart (JR) |

2015 Midwest Whit Sub-District Position Player Awards

Sub-District Quarterback of the Year	- Blake Kragnes - DGF
Sub-District Offensive Back of the Year	- Noah Harren - Warroad
Sub-District Receiver of the Year	- Stevin Lipp - Breckenridge
Sub-District Offensive Lineman of the Year	- Kieran Johnson - Barnesville
Sub-District Linebacker of the Year	- Tyler Oberg - DGF
Sub-District Defensive Back of the Year	- Ethan Edeen - DGF
Sub-District Defensive Lineman of the Year	- Erik Manning - Breckenridge
Sub-District Specialist of the Year	- Josh Tweeton - Barnesville
Sub-District Coach of the Year	- Chad Fredericksen - Breckenridge
Sub-District Player of the Year	- Blake Kragnes - DGF

Section 8AA Football								
All-Tournament Selections -- 2015								
Name	Team	Grade	Height	Weight	Position			
Tom Tellers	United North Central	12	6'	185	QB/DB			
Colt Hansen	United North Central	11	6' 2"	210	OL/LB			
Kirby Hrdlicka	United North Central	11	6'	185	RB/LB			
Aaron Hrdlicka	United North Central	12	6' 1"	190	WR/LB			
Lynard Wright	United North Central	12	5' 10"	185	OL/LB			
Ethan Ishaug	Barnesville	12	6' 2"	195	QB/SS			
Bradey Berg	Barnesville	11	6'	225	DT			
Tate Elliott	Barnesville	12	6' 3"	210	DT			
Kieran Johnson	Barnesville	11	6' 1"	210	G/DE			
Ben Thoma	Bagley	11	5' 10"	190	FB/LB			
Ty Rolfsen	Bagley	11	6'	160	QB			
Walker Cage	Bagley	12	6'	160	WR/S			
Noah Harren	Warroad	11	6'	175	RB/LB			
Jackson Nash	Warroad	12	6'	200	FB/LB			
Cade Salentine	Crookston	10	6' 1"	170	TB/LB			
Colton Weiland	Crookston	10	5' 5"	155	FB/LB			
Tanner Bachmann	Frazee	12	5' 10"	185	RB/LB			
Jonah Lange	Frazee	12	5' 11"	185	OL/LB			
Austin Koenig	Hawley	12	5' 10"	165	RB/CB			
Drew Thompson	Hawley	11	6' 4"	180	QB/FS			

**MINNESOTA FOOTBALL COACHES ASSOCIATION
ALL-STATE ACADEMIC FOOTBALL TEAM
CLASS AA**

The Class AA, All-State ACADEMIC Football Team for 2015 has been named. The players selected have exhibited excellence in the classroom, in leadership within their schools and on the football field. On a scale where 4.0 equals a straight "A" grade point average, this team's average was 3.89.

Players selected are:

Adam Lindahl	Benson
Tony Ukkelberg	OTC
Andrew VanErp	OTC
Hunter Aigner	Breckenridge
Calvin Buck	St. Charles
Derek McCready	St. Charles
Ethan Ishaug	Barnesville
Peyton Schumacher	Lewiston-Altura
Cole Gagnon	HLWW
Jackson Nash	Warroad
Andrew Albrecht	Maple River
Brent Burg	Paynesville
Matthew Meagher	Paynesville
Austin VerSteeg	Minnewaska
Michael Gruber	Minnewaska

Thanks,

Scott Gonnerman
Class AA Committee Chair
Benson High School

Barnesville Prepares For Midwest District Football In 2015



Members of the Barnesville Trojan Football team are left to right, row one - Student Manager Ashley Slininger, Ryan McGough, Jerad Shaide, Andrew Trowbridge, Tate Elliott, Jack Lien, Garrett Anderson, Ethan Ishaug, Joe Stage, Alex Garry, Student Manager Emma Detloff; row two - Student Manager Anna Smith, Student Manager Reed Moberg, Jared Affield, Jimmy Kletsch, Josh Tweeton, Louis Brown, Connor Meyer, Christian Enstad, Alex Peppel, Joey Roste, Student Manager Ricky Reep, Student Manager Montana Aberle; row three - Student Manager Ben Penner, Assistant Coach Don Wacker, DJ Gardner, Blake Ishaug, Owen Jerald, Brett Allmaras, Tyler Stage, Kieran Johnson, Chandler Burnside, Andrew Wastweet, Tristan Elliott, Head Coach Bryan Strand; row four - Assistant Coach George Haj, Luke Audette, Bradey Berg, Austyn Boyum, Ellis Froslic, Bryan Neels, Jack Trowbridge, Brad Hochhalter, Connor John, Gabe Dent, Gavin Camperud, Assistant Coach Phil Trowbridge; row five - Assistant Coach Jed Johnson, Caleb Stetz, Alex Jenison, Jaden Pederson, Jonny Kletsch, Nick Detloff, Hunter Zenzen, Xavier Kadrmas, Josh Tweeton, Matthew Bredman, Jalen Plath, Brady Martz, Assistant Coach Nate Strand; row six - Robert Mark, Cole Tharaldson, JD Brown, Ashton Johnson, Jackson Poepping, Brandon Holte, Grant Inniger, Kellen Hinsz, Jared Poppel, Brooks Martinson, Chase Brenner and Nick Swenson.



The state of Minnesota High School League decided in 2014 to get rid of conference football in favor of district football, because of scheduling nightmares across the state. That meant the prestigious Heart O' Lakes Conference was dissolved and the Midwest District was implemented in its place.

The Barnesville Trojans are a member of the Midwest District-White Division along with Breckenridge, Crookston, Dilworth-Glyndon-Felton, Hawley, Pelican Rapids and Warroad. This new district will change the landscape of teams that will play for the right to make the state tournament and allows

for scheduling teams comparable in size to play in the regular season.

Barnesville is coming off a six win, four loss campaign in 2014, while going 4-3 in the Heart O' Lakes Conference. They are hoping to make a significant improvement this season.

Bryan Strand will return to coach the Trojans and will enter his 11th season. His overall career record is 76-30 while garnering five conference championships.

Assisting Strand will be offensive coordinator Phil Trowbridge who will enter his 16th season coaching in Barnesville. Nathan Strand will move up to the Junior Varsity level as he enters his sixth season, while George Haj moves from a volunteer assistant coach to the ninth grade level. Volunteer assistant coaches will include Jed Johnson, Don Wacker and Dain Biewer. All three are new to the Trojan coaching staff and should bring a

wealth of experience to the team. The Junior High Coaches will be Matt Askegaard who will return to coach the 8th grade team and Scott Amundson coaching the 7th grade squad. While Tracy Hinsz will help coach both squads as a float coach.

The Trojans lost a few key players to graduation in Myles Duval, Rylee Anderson, Nick Randklev and Alex Settelmeyer. Having to replace two running backs, two offensive linemen, a kicker, and the positions they filled on defense will be a tough task, but other players are ready to step in.

"We lost some great seniors to graduation," stated Coach Strand. "Injuries seemed to plague us last year as we lost two offensive linemen prior to the season starting and two more starters the first few days of practice. That really hurt our development last season. The players tried to play through the injuries and the younger players

stepped in, but our depth was depleted. The team fought hard the entire year before being stopped in the playoffs by a talented Hawley Nuggets team in the semi-finals of our section."

Returning for their senior season is quarterback strong safety Ethan Ishaug, fullback linebacker Jimmy Kletsch, tackle defensive tackle Joe Stage, tight end defensive end Garrett Anderson, tackle defensive end Andrew Trowbridge, running back defensive back Connor Meyer, tackle defensive tackle Tate Elliott, running back defensive back Josh Tweeton and center linebacker Louis Brown.

They will be joined by juniors Kieran Johnson-guard linebacker, Owen Jerald-guard defensive tackle and Joey Rostie tight end running back linebacker.

Sophomores looking to get significant playing time include running back safety Brady Mariz and running back cornerback Brady Tweeton.

"We will start the year somewhat depleted again because of injuries and academic ineligibility, but hope to get to full strength by midseason," said Strand. If we get to full strength, I feel we can play with anyone in our district.

We are returning our quarterback, Ethan Ishaug, as well as most of our offensive line from a year ago with

Owen Jerald and Kieran Johnson manning the guard spots and Joe Stage and Alex Trowbridge at tackle.

Defensively, we will need to find our identity, playing with a passion and being aggressive. As the season goes on, we hope to get considerably better from week to week. We have a lot of positions open and expect some new players to step up this season filling those spots."

Other players to watch out for in 2015 include seniors Alex Garry, Ryan McGough, Jerad Shaide, Jared Affield, Alex Peppel, Christian Enstad and Jack Lien. Juniors Brad Hochhalter, Bryan Neels, Brandon Holte, Connor Jolin, Cole Tharaldson, Blake Ishaug, Dale Gardner, Austyn Boyum, Brett Alimaras, Chandler Burnside, Brady Berg, Xavier Kadimas and Andrew Wastweet all hope to make an impact as well.

Sophomores hoping to see playing time include Caleb Sietz, Matthew Brednan, Jaden Peterson, Robert Mark, Jalen Plath, Alex Jensen, Jonny Kletsch, Gavin Camperud, Tristian Elliott, Jack Trowbridge, Tyler Stage and Ellis Froslie. The freshmen team will include Brooks Martinson, Chase Brenner, Grant Immiger, Kellen Hinsz, Nick Detloff, Luke Audette, Jackson Poepping, JD Brown, Jarod Poppel, Kobe Flores, Gabe Dent, Ashton Johnson and Nick Swenson, along with eighth

grade athlete Hunter Zenzen. All of these players are only one play away from seeing varsity action and will need to be ready if their number is called.

"We have had the great fortune of upperclassmen leaving their mark on the program, modeling to our younger players what it means to be a Trojan and how to prepare for every season and game," mentioned Strand. "I am very excited to see who steps up and performs well on the big stage. We will need for some of these younger players to take a big leap forward and help this year's team."

I think we will get better as the season goes on, getting key players back and hopefully staying away from the injury bug. I am looking at the DGF game as the game where we will see who we are as a football team. We have a tough schedule starting with Overtime Central to open the season. They are a very talented football team, probably one of the best teams we will play all year. Frazee will also have a good team and I expect Hawley to reload from their senior dominated team of last year and be extremely competitive as the season wears on. This should be a fun year and once the playoffs start, anything can happen."

Trojan captains for the upcoming season will be Ethan Ishaug and Jimmy Kletsch.

Trojans Fall To OTC 35-14 In Season Road Opener



Ethan Ishaug keeps the ball while Brady Tweeton and Andrew Trowbridge set blocks for a nice gain in early action in the OTC football opener.

By: Tracy Hinsz

The Barnesville Trojans traveled to Battle Lake to take on Ottertail Central to open their 2015 football season on Friday, August 21, 2015. OTC has a very talented and athletic team that jumped out to a quick lead and cruised to a 35-14 victory.

OTC received the ball first and put together a very nice drive that ended when Barnesville's Kieran Johnson forced a fumble that was recovered by Owen Jerald.

The Trojans converted one first down before having to punt. OTC would not waste any time as quarterback Tony Ukkleberg faked a handoff and rolled out to his left. He lofted a perfect pass to a wide-open Eric Van Erp who would take it into the end zone from 49 yards out for the games first touchdown. Ukkleberg would connect on the first of his five extra point kicks for a 7-0 lead.

The Trojans would be forced to punt again on their next possession. OTC put together a quick drive that ended with another touchdown. Andrew Van Erp would score from

seven yards out to make the score 14-0, which is how the first quarter would end.

Both teams would fumble away golden scoring opportunities in the second quarter as neither team managed to score, with Barnesville forcing another fumble at the goal line to prevent an OTC touchdown. OTC would go into intermission holding a 14-0 lead.

Any momentum the Trojans were looking to get entering the second half quickly diminished. Andrew Van Erp took the kickoff 82 yards for another OTC touchdown and a 21-0 lead.

Andrew Van Erp was not done for the night as he caught a crossing pattern pass on OTC's next series and scampered 78 yards through traffic for another touchdown that made the score 28-0.

Barnesville would finally put together a scoring drive as backup quarterback Jared Affield led the Trojans down the field with the passing game before a beautifully set up statue of liberty play saw Josh Tweeton take the handoff and

skirt 34 yards for Barnesville's first touchdown. Affield added the extra point cutting the deficit to 28-7.

The Trojans defense would force a punt getting some momentum on their side. However, disaster would strike a few plays later as OTC forced a fumble that they scooped and recovered, taking it to the house for a 47 yard touchdown return making the score 35-7.

Barnesville would recover and fumbled punt on their next possession and had a good drive going, before OTC came up with a timely interception to stop the threat.

Barnesville would get one more chance on offense and put together a nice scoring drive that was finished off by a Brady Tweeton 20 yard scoring run. Affield booted the extra point making the score 35-14 which would also be the final.

"Going into this game I knew that we were behind the eight ball," said Head Coach Bryan Strand. "OTC returned almost all their players from the team that lost to Holdingford, the eventual state champions, last season. We had four starters out of

this game and a few reserves, so our bench was depleted.

We had a mix-up on the coin toss causing us to kick both halves and the second half kickoff for a touchdown was a huge play in the game. But, we played hard. Losing Ishaug in the first half to a back injury just put gasoline on the fire, but our younger players had to step in. We did see some positives and hopefully can build on those.

"I was impressed with Brady and Josh Tweeton running the ball last Friday. If we can hold our blocks a little longer, we can probably break another long run or two. We need to clean up our mistakes and get better for next week's game."

Barnesville was led by Brady Tweeton who finished with 97 yards rushing on 11 carries and one touchdown, with his brother Josh Tweeton adding 46 yards on nine carries and a score.

Jared Affield completed six of 13 passes for 57 yards and an interception, with five different receivers netting a catch on the night.

Barnesville managed 229 yards of total offense with 172 yards rushing and 57 yards receiving, while OTC tallied 355 yards total offense with 206 coming on the ground and 149 yards in the air.

Barnesville's record is now 0-1 on the season. They will host Crookston on Friday, August 28 in their home opener.

Box Score

	1	2	3	4	
Barnesville	0	0	7	7	14
OTC	14	0	21	0	35

OTC- E. Van Erp 49 yard pass from Ukkelberg- Ukkelberg Kick

OTC- A. Van Erp 7-yard run- Ukkelberg Kick

OTC- A. Van Erp 82 yard kickoff return- Ukkelberg Kick

OTC- A. Van Erp 78 yard pass from Ukkelberg- Ukkelberg Kick

Barn- J. Tweeton 34 yard run- Affield Kick

OTC- Seedorf 47 yard fumble return- Ukkelberg Kick

Barn- B. Tweeton 20 yard run- Affield Kick

Individual Statistics

Rushing:

OTC A. Van Erp 8-112, Seedorf 11-62, Olson 6-16, Ukkelberg 6-16, Lopez 1-0, Naddy 2-0



Jared Affield hands the ball to Brady Tweeton who looks for a hole to get a few more yards. It would be late in the game before the Trojans found the end zone.

Barn B. Tweeton 11-97, J. Tweeton 2-4
Tweeton 9-46, Ishaug 10-26, Kletsch 2-4, Affield 2 (-1)

Passing:

OTC Ukkelberg 5-8-0=149
Barn Ishaug 0-3-0=0, Affield 6-13-1=57

Receiving:

OTC A. Van Erp 3-86, E Van Erp 1-49, Gill 1-14
Barn Martz 1-20, Kletsch 1-19, Tharaldson 1-8, Anderson 1-6, B.



Josh Tweeton protects the ball from those who would take it away from him. It was a tough opener for the Trojans who forced an experienced OTC squad that retained everyone that went deep into the championship round last year at the state tournament.

Box Score Report

Barnesville Boys Varsity Football @ Ottertail Central Co-op Boys Varsity Football -

8/22/2015 8:00 PM

BOX SCORE

Team	1	2	3	4	T
Barnesville	0	0	7	7	14
Ottertail Central Co-op	14	0	14	0	28

SCORING PLAYS

Team	Quarter	Time	Scoring Play	BAR	OTT
Ottertail Central Co-op	1	04:31	#9 Tony Ukkelberg pass complete to #4 Eric Van Erp for 49 yards. Touchdown! (Point after kick by #9 Tony Ukkelberg good)	0	7
Ottertail Central Co-op	3	11:48	Kickoff by #44 Jared Affield to the 18 yard line. #7 Andrew Van Erp return for 82 yards. Touchdown! (Point after kick by #9 Tony Ukkelberg good)	0	14
Ottertail Central Co-op	3	08:26	#9 Tony Ukkelberg pass complete to #7 Andrew Van Erp for 78 yards. Touchdown! (Point after kick by #9 Tony Ukkelberg good)	0	21
Barnesville	3	03:32	#3 Josh Tweeton runs for 34 yards. Touchdown! (Point after kick by #44 Jared Affield good)	7	21
Barnesville	4	00:08	#20 Brady Tweeton runs for 20 yards. Touchdown! (Point after kick by #44 Jared Affield good)	14	21
Ottertail Central Co-op	1	00:07	#22 Cody Seedorf runs for 5 yards. Touchdown! (Point after kick by #9 Tony Ukkelberg good)	14	28

TEAM STAT COMPARISON

	Barnesville	Ottertail Central Co-op
Total Offense	229	269
Number of Plays	50	45
Yards per Play	4.6	6.0
Passing	57	149
Completions - Attempts	6 - 16	5 - 8
Yards per Pass	9.5	29.8
Touchdowns - Interceptions	0 - 1	2 - 0
Rushing	172	120
Rushing Attempts	34	37
Yards per Rush	5.1	3.2
Receiving	57	149
Receiving Completions	6	5
Yards per Catch	9.5	29.8
Penalties - Yards	3 - 25	6 - 55
Turnovers	2	2
Fumbles - Lost	2 - 1	3 - 2
Interceptions Thrown	1	0
Punting Attempts - Average Distance	5 - 30.8	4 - 37.5
Defensive Sacks - Yards	0 - 0	0 - 0
Time of Possession	00:26:07	00:21:46
Downs		
First Downs	11	12
First Downs - Rushing	7	9
First Downs - Passing	2	3
First Downs - Penalties	2	0
Third Down Conversions/Attempts	4/12 (33.3%)	4/13 (30.8%)
Fourth Down Conversions/Attempts	0/0 (0.0%)	1/1 (100%)

PASSING - BARNESVILLE

Name	Cmp	Att	Yds	TD	Int
44 Jared Affield	6	13	57	0	1
8 Ethan Ishaug	0	3	0	0	0

PASSING - OTTERTAIL CENTRAL CO-OP

Name	Cmp	Att	Yds	TD	Int
9 Tony Ukkelberg	5	8	149	2	0

RUSHING - BARNESVILLE

Name	Att	Yds	Avg	TD
20 Brady Tweeton	11	97	8.8	1
3 Josh Tweeton	9	46	5.1	1
8 Ethan Ishaug	10	26	2.6	0
29 Jimmy Kletsch	2	4	2.0	0
44 Jared Affield	2	-1	-0.5	0

RUSHING - OTTERTAIL CENTRAL CO-OP

Name	Att	Yds	Avg	TD
22 Cody Seedorf	14	71	5.1	1
7 Andrew Van Erp	8	17	2.1	0
25 Wes Olson	6	16	2.7	0
9 Tony Ukkelberg	6	16	2.7	0
23 Ramon Lopez	1	0	0.0	0
32 Ben Naddy	2	0	0.0	0

RECEIVING - BARNESVILLE

Name	Rec	Yds	Avg	TD
15 Brady Martz	1	20	20.0	0
29 Jimmy Kletsch	1	19	19.0	0
28 Cole Tharaldson	1	8	8.0	0
2 Garrett Anderson	1	6	6.0	0
20 Brady Tweeton	2	4	2.0	0
9 Alex Garry	0	0	0.0	0

RECEIVING - OTTERTAIL CENTRAL CO-OP

Name	Rec	Yds	Avg	TD
7 Andrew Van Erp	3	86	28.7	1
4 Eric Van Erp	1	49	49.0	1
2 Malik Gill	1	14	14.0	0

DEFENSE - BARNESVILLE

Name	Tkl	Solo	Ast	Sack	TFL	Int
44 Jared Affield	4.0	2	4	0.0	0.0	0
8 Ethan Ishaug	3.5	3	1	0.0	1.0	0
68 Louis Brown	3.5	3	1	0.0	0.0	0
29 Jimmy Kletsch	3.5	2	3	0.0	0.0	0
77 Kieran Johnson	3.0	2	2	0.0	0.0	0
27 Connor John	2.5	1	3	0.0	0.5	0
15 Brady Martz	2.5	1	3	0.0	0.0	0
20 Brady Tweeton	2.0	2	0	0.0	2.0	0
3 Josh Tweeton	1.5	1	1	0.0	1.0	0
80 Hunter Zenzen	1.5	1	1	0.0	0.0	0
23 Brandon Holte	1.0	0	2	0.0	0.5	0
74 Joe Stage	1.0	1	0	0.0	0.0	0
2 Garrett Anderson	0.5	0	1	0.0	0.0	0
9 Alex Garry	0.5	0	1	0.0	0.0	0
14 Bryan Neels	0.5	0	1	0.0	0.0	0

DEFENSE - OTTERTAIL CENTRAL CO-OP

Name	Tkl	Solo	Ast	Sack	TFL	Int
22 Cody Seedorf	2.0	2	0	0.0	0.0	0
2 Malik Gill	1.0	1	0	0.0	0.0	0
11 Kolby Thalmann	0.0	0	0	0.0	0.0	1

KICKING - BARNESVILLE

Name	FG	FGA	XP	Pts
44 Jared Affield	0	0	2	2

KICKING - OTTERTAIL CENTRAL CO-OP

Name	FG	FGA	XP	Pts
9 Tony Ukkelberg	0	0	4	4

PUNTING - BARNESVILLE

Name	Num	Yds	Avg	I20
2 Garrett Anderson	5	154	30.8	0

PUNTING - OTTERTAIL CENTRAL CO-OP

Name	Num	Yds	Avg	I20
9 Tony Ukkelberg	4	150	37.5	1

PUNT RETURNS - BARNESVILLE

Name	Att	Yds	Avg	TD
20 Brady Tweeton	1	9	9.0	0

PUNT RETURNS - OTTERTAIL CENTRAL CO-OP

Name	Att	Yds	Avg	TD
7 Andrew Van Erp	1	14	14.0	0
9 Tony Ukkelberg	2	3	1.5	0

KICKOFF RETURNS - BARNESVILLE

Name	Att	Yds	Avg	TD
3 Josh Tweeton	2	79	39.5	0
20 Brady Tweeton	2	29	14.5	0

KICKOFF RETURNS - OTTERTAIL CENTRAL CO-OP

Name	Att	Yds	Avg	TD
7 Andrew Van Erp	2	82	41.0	1
22 Cody Seedorf	1	10	10.0	0
9 Tony Ukkelberg	1	0	0.0	0

[illegible][illegible]

Josh Tweeton Leads Trojans Past Crookston 38-8 In Home Opener



Jared Affield had a big night at quarterback. He also took care of blocking duties, keeping a Pirate away from Trojan ball carrier Josh Tweeton who had three touchdowns against Crookston.

By: Tracy Hinsz

The Barnesville Trojans opened their 2015 home schedule by defeating Crookston 38-8, thanks to a big night from Josh Tweeton.

It did not take the Trojans long to get on the scoreboard as the defense forced a quick three and out punt. The punt was blocked by Barnesville's Alex Garry and recovered by teammate Jimmy Kletsch. The Trojans brought the offense on the field, taking only one play to score a touchdown as Josh Tweeton galloped nine yards for the score. The extra point was not good making the score 6-0.

Crookston mounted a mini-drive on their next possession, but a holding penalty ended the threat and forced them to punt. The Pirates had a bad snap that forced the punter to scramble. He tried to rugby punt it on the right side with the Trojans in hot pursuit. Barnesville got their hands on the punt, which was recovered by Austyn Boyum.

Barnesville moved the ball down the field using both the run and the pass. Brady Tweeton started the drive with a 30-yard run that was sandwiched by a pass from Jared Affield to Cole Tharaldson covering 13 yards. Josh Tweeton finished the

drive with a 16-yard touchdown run, while Jimmy Kletsch scored the two-point conversion for a 14-0 lead.

The Trojans got the ball back after a successful Crookston punt on their next possession and marched down the field, scoring on a four-yard-run by Affield who added the extra point for a 21-0 lead.

Barnesville would get one last offensive series before the half would end. The Trojans would start at their 40-yard line and march down the field mixing the run and the pass to chew up yardage. Kletsch would keep the drive alive with a fourth and one run of 14 yards. That was

followed by a Connor John run of 16 yards a few plays later netting another first down. Affield would eventually hit Brady Tweeton for a 12-yard pass with 35 seconds to play in the half for another Trojan touchdown. Affield would add the PAT making the score 28-0 as both teams went into intermission.

Crookston would finally get on the scoreboard in the third quarter after the Trojans tried a fake punt deep in their own territory that was not successful. The Pirate's Chris Wavra would score on a run of four yards for their first and only touchdown of the game. They would add the two-point conversion on a swinging gate play that saw Wavra hit Ryan Swenson on a pass to cut the lead to 28-8.

Brady Tweeton would stop the Crookston Pirates next drive with an interception at the Trojan 44 yard line. Josh Tweeton would break a 46-yard run a few plays later that got Barnesville to the Pirate three-yard line. He would then take his next carry the remaining three yards for the Trojans last touchdown of the game. Affield would add the extra point for a Trojan 35-8 lead.

The ensuing kickoff saw a miscue by Crookston, which allowed Brady Tweeton to recover the football deep in Pirate territory. The backups got into the game, but were not able to punch in another touchdown. Affield would convert a 20 yard field goal to end the scoring for the night, making the score 38-8 which would be the final.

"We came out with a great drive to start the game," said Head Coach Bryan Strand. "I could tell the team was more determined tonight and played with a sense of urgency. It was nice to get Bradley Berg and Gavin Camperud back on the defensive line. Jared Affield stepped up at quarterback, replacing an injured Ethan Ishaug and did a very nice job. We are still getting in game shape, but I thought we took a step in the right direction tonight. Josh Tweeton had a great game, netting 103 yards rushing and three touchdowns. It was a great win."

The Trojans finished the game with 297 yards of offense with 238 yards rushing and 59 yards passing, while the defense held Crookston to 113 yards of total offense with 100 yards coming on the ground and 13 yards through the air.



You will win the ball game if you don't the other team score. Jerad Shaide has a firm grip on the Crookston Pirate ball carrier that is about to go down.

Josh Tweeton led all players with 103 yards rushing on 10 carries and three scores, with Jimmy Kletsch adding 63 yards rushing on eight carries.

Jared Affield finished with six completions in 14 attempts for 59 yards and a touchdown, with Cole Tharaldson leading the team with three receptions for 34 yards.

Barnesville evens their record to 1-1 on the season and will travel to Breckenridge to take on the Cowboys on Friday, September 4.

Box Score

	1	2	3	4	
Crookston	0	0	8	0	8
Barnesville	14	14	0	10	38

Barn-J. Tweeton 9 yard run- Kick Failed

Barn-J. Tweeton 16 yard run- Kletsch run

Barn-Affield 4 yard run-Affield Kick

Barn-B. Tweeton 12 yard pass from Affield-Affield Kick

Crook- Wavra 3 yard run-Swenson pass from Wavra

Barn-J. Tweeton 1 yard run-Affield Kick

Barn-Affield 20 yard Field Goal

Individual Statistics

Rushing:

Crook Salentine 13-72, Deng 3-13, Wang 4-12, Wavra 14-5, Trostad 1-(-2)

Barn B. Tweeton 4-28, J. Tweeton 10-103, Kletsch 8-63, Affield 7-13, John 1-16, Bredman 1-11, Mark 1-8, Stetz 1-(-4)

Passing:

Crook: Wavra 1-6-0=13, Trostad 0-1-1=0

Barn: Affield 6-14-0=59

Receiving:

Crook: Swenson 1-13
Barn: Tharaldson 3-34, B. Tweeton 2-19, J. Tweeton 1-6



Blake Ishaug #35 sets a block to spring ball carrier Jimmy Kletsch #29 for a nice gain.

Box Score Report

Crookston Boys Varsity Football @ Barnesville Boys Varsity Football - 8/28/2015

7:00 PM

BOX SCORE					
Team	1	2	3	4	T
Crookston	0	0	8	0	8
Barnesville	14	14	0	10	38

SCORING PLAYS					
Team	Quarter	Time	Scoring Play	CRO	BAR
Barnesville	1	09:54	#3 Josh Tweeton runs for 9 yards. Touchdown! (Point after kick by #44 Jared Affield no good)	0	6
Barnesville	1	01:55	#3 Josh Tweeton runs for 16 yards. Touchdown! (Two point conversion run by #29 Jimmy Kletsch good)	0	14
Barnesville	2	08:22	#44 Jared Affield runs for 4 yards. Touchdown! (Point after kick by #44 Jared Affield good)	0	21
Barnesville	2	00:35	#44 Jared Affield pass complete to #20 Brady Tweeton for 12 yards. Touchdown! (Point after kick by #44 Jared Affield good)	0	28
Crookston	3	02:32	#4 Chris Wavra runs for 3 yards. Touchdown! (Two point conversion pass by #4 Chris Wavra to #80 Ryan Swenson good)	8	28
Barnesville	4	04:41	#3 Josh Tweeton runs for 1 yards. Touchdown! (Point after kick by #44 Jared Affield good)	8	35
Barnesville	4	03:12	20 yard field goal attempt by #44 Jared Affield. Good!	8	38

TEAM STAT COMPARISON

	Crookston	Barnesville
Total Offense	113	297
Number of Plays	42	47
Yards per Play	2.7	6.3
Passing	13	59
Completions - Attempts	1 - 7	6 - 14
Yards per Pass	13.0	9.8
Touchdowns - Interceptions	0 - 1	1 - 0
Rushing	100	238
Rushing Attempts	35	33
Yards per Rush	2.9	7.2
Receiving	13	59
Receiving Completions	1	6
Yards per Catch	13.0	9.8
Penalties - Yards	8 - 67	10 - 60
Turnovers	1	1
Fumbles - Lost	1 - 0	1 - 1
Interceptions Thrown	1	0
Punting Attempts - Average Distance	5 - 15.8	1 - 36.0
Defensive Sacks - Yards	0 - 0	0 - 0
Time of Possession	00:24:40	00:22:54
Downs		
First Downs	7	14
First Downs - Rushing	7	9
First Downs - Passing	0	3
First Downs - Penalties	0	2
Third Down Conversions/Attempts	2 / 11 (18.2%)	7 / 11 (36.4%)
Fourth Down Conversions/Attempts	2 / 3 (66.7%)	2 / 3 (66.7%)

PASSING - CROOKSTON

Name	Cmp	Att	Yds	TD	Int
4 Chris Wavra	1	6	13	0	0
16 Ben Trostad	0	1	0	0	1

PASSING - BARNESVILLE

Name	Cmp	Att	Yds	TD	Int
44 Jared Affield	6	14	59	1	0

RUSHING - CROOKSTON

Name	Att	Yds	Avg	TD
27 Cade Salentine	13	72	5.5	0
20 Patrick Deng	3	13	4.3	0
5 Mason Wang	4	12	3.0	0
4 Chris Wavra	14	5	0.4	1
16 Ben Trostad	1	-2	-2.0	0

RUSHING - BARNESVILLE

Name	Att	Yds	Avg	TD
3 Josh Tweeton	10	103	10.3	3
29 Jimmy Kletsch	8	63	7.9	0
20 Brady Tweeton	4	28	7.0	0
27 Connor John	1	16	16.0	0
44 Jared Affield	7	13	1.9	1
6 Matthew Bredman	1	11	11.0	0
22 Robert Mark	1	8	8.0	0
5 Caleb Stetz	1	-4	-4.0	0

RECEIVING - CROOKSTON

Name	Rec	Yds	Avg	TD
80 Ryan Swenson	1	13	13.0	0
11 Elias Walski	0	0	0.0	0

RECEIVING - BARNESVILLE

Name	Rec	Yds	Avg	TD
28 Cole Tharaldson	3	34	11.3	0
20 Brady Tweeton	2	19	9.5	1
3 Josh Tweeton	1	6	6.0	0
27 Connor John	0	0	0.0	0
82 Jack Lien	0	0	0.0	0

52 Xavier Kadrmas	0.5	0	1	0.0	0.0	0
43 Jerad Shaide	0.5	0	1	0.0	0.0	0
9 Alex Garry	0.5	0	1	0.0	0.0	0
66 Tate Elliott	0.5	0	1	0.0	0.5	0
30 Chase Brenner	0.5	0	1	0.0	0.5	0

KICKING - CROOKSTON				
Name	FG	FGA	XP	Pts

KICKING - BARNESVILLE				
Name	FG	FGA	XP	Pts
44 Jared Affield	1	1	3	6

PUNTING - CROOKSTON				
Name	Num	Yds	Avg	I20
4 Chris Wavra	4	88	22.0	0
30 Blake Fee	1	-9	-9.0	0

PUNTING - BARNESVILLE				
Name	Num	Yds	Avg	I20
2 Garrett Anderson	1	36	36.0	0

PUNT RETURNS - CROOKSTON				
Name	Att	Yds	Avg	TD
27 Cade Salentine	1	33	33.0	0

PUNT RETURNS - BARNESVILLE				
Name	Att	Yds	Avg	TD
20 Brady Tweeton	1	8	8.0	0
15 Brady Martz	1	4	4.0	0
22 Robert Mark	1	0	0.0	0

DEFENSE - CROOKSTON						
Name	Tkl	Solo	Ast	Sack	TFL	Int
16 Ben Trostad	6.0	4	4	0.0	1.0	0
33 Issac Westlake	5.0	4	2	0.0	0.0	0
27 Cade Salentine	4.5	3	3	0.0	1.0	0
11 Elias Walski	4.0	4	0	0.0	0.0	0
51 Felix Longoria	4.0	2	4	0.0	0.0	0
84 Luke Froeber	2.5	2	1	0.0	1.0	0
15 Colton Weiland	2.0	1	2	0.0	0.0	0
5 Mason Wang	1.5	1	1	0.0	0.0	0
36 Jaden Lubarski	1.5	1	1	0.0	0.0	0
6 Ethan Stroot	1.0	0	2	0.0	0.0	0
64 Brady Butt	0.5	0	1	0.0	0.0	0
57 Kyle Stegman	0.5	0	1	0.0	0.0	0

DEFENSE - BARNESVILLE						
Name	Tkl	Solo	Ast	Sack	TFL	Int
61 Bradley Berg	5.0	3	4	0.0	1.0	0
68 Louis Brown	4.5	4	1	0.0	0.0	0
20 Brady Tweeton	4.5	4	1	0.0	0.5	1
74 Joe Stage	3.5	3	1	0.0	2.0	0
15 Brady Martz	3.5	3	1	0.0	0.0	0
2 Garrett Anderson	3.5	2	3	0.0	1.0	0
29 Jimmy Kletsch	3.0	1	4	0.0	0.5	0
14 Bryan Neels	2.0	1	2	0.0	0.0	0
27 Connor John	2.0	1	2	0.0	0.0	0
77 Kieran Johnson	1.0	1	0	0.0	0.0	0
44 Jared Affield	1.0	1	0	0.0	0.0	0
50 Alex Jenison	1.0	1	0	0.0	0.0	0
67 Gavin Camperud	1.0	1	0	0.0	1.0	0
32 Kellen Hinsz	0.5	0	1	0.0	0.0	0
54 Jonny Kletsch	0.5	0	1	0.0	0.0	0
33 Nick Detloff	0.5	0	1	0.0	0.0	0
73 Andrew Trowbridge	0.5	0	1	0.0	0.0	0

KICKOFF RETURNS - CROOKSTON

Name	Att	Yds	Avg	TD
5 Mason Wang	2	25	12.5	0
27 Cade Salentine	3	13	4.3	0
2 Lucas Meier	1	12	12.0	0

KICKOFF RETURNS - BARNESVILLE

Name	Att	Yds	Avg	TD
20 Brady Tweeton	1	18	18.0	0
27 Connor John	1	14	14.0	0

[illegible]

		solo Tackles +3	Assisted Tackles +1	Tackle for loss +2	Tipped pass +1	Fumble caused +4	Fumble recovery +3	Int +5	Sack +4	Blocked Kick +5	Tackle on Kick +3	Total Points
Name	#											
Garrett Anderson	2	3	2	1								13
Josh Tweeton	3				1							1
Caleb Stetz	5											0
Matt Bredman	6											0
Joey Roste	7											0
Ethan Ishaug	8											0
Alex Garry	9		2	1	1							5
Connor Meyer	10											0
Brad Hochhalter	11											0
Jaden Peterson	12											0
Bryan Neels	14	1	3									6
Brady Martz	15	2	1									7
Brady Tweeton	20	2	1					1			1	15
Robert Mark	22											0
Brandon Holte	23											0
Connor John	27	2	2									8
Cole Tharaldson	28											0
Jimmy Kietsch	29		5	1								7
Chase Brenner	30		1									1
Kellen Hinsz	32		1									1
Nick Detloff	33		1									1
Blake Ishaug	35											0
Ryan McGough	40											0
DJ Gardner	42											0
Jerad Shaide	43		1									1
Jared Affield	44										1	3
Jalen Plath	45											0
Austyn Boyum	49											0
Alex Jennison	50	1										3
Xavier Kadmas	52		1									1
Jonny Kietsch	54		1									1
Brett Allmaras	57											0
Chandler Burnside	59	1										3
Brady Berg	61	1	6	1					1			15
Alex Peppel	63											0
Owen Jerald	64											0
Tate Elliot	66											0
Gavin Camperud	67	1	1	1					1			10
Louis Brown	68	3	4									13
Tristan Elliot	70											0
Jack Trowbridge	72											0
Andrew Trowbridge	73		1								1	4
Joe Stage	74		3	1								5
Tyler Stage	76											0
Kieran Johnson	77	1	1	1								6
Hunter Zenzen	80											0
Jack Lien	82											0
Christian Enstad	83											0
Ellis Frosile	84											0
Andrew Wastweet	87											0
Dominic Leu	89											
Brooks Martinson	21											0
Grant Inniger	31											0
Owen Lewis	34											0
Jackson Poepping	53											0
JD Brown	56											0
Jared Poppel	58											0
Gabe Gent	62											0
Ashlon Johnson	79											0
Nicolas Swenson	81											0
												0
												0
												0
												0
												0
												0

Barnesville Trojans Falls To Breckenridge Cowboys 27-20



Jack Lien #92 has a firm grip on the Cowboy ball carrier as the rest of the Trojan squad moves in to mop up.

By: Tracy Hinsz

The Barnesville Trojans dug a hole too deep to get out of, losing to Breckenridge on the road 27-20 on Friday, September 4.

The Trojans took the opening kickoff return back 68 yards only to have it called back by a penalty. That set the tone for the start of the game. Barnesville had to punt on their opening possession, which was quickly answered by a Cowboys touchdown.

Breckenridge used the running game to drive the field scoring a touchdown on a Treyton Hought five-yard run. Ashton Hegge added the extra point giving the Cowboys a 7-0 lead.

Barnesville's second possession ended with another punt that was

followed by another Cowboys rushing touchdown this time from Travis Miranowski from 15 yards out. Hegge's PAT increased their lead to 14-0 midway through the first quarter.

Barnesville was in need of a big play and that is exactly what they got. The second play from scrimmage saw a hand off to fullback Jimmy Kletsch, who found a hole up the middle and rambled 75 yards untouched for a Trojan touchdown. Jared Affield kicked the extra point cutting the lead in half at 14-7 with 26 seconds remaining in the first quarter.

The Cowboys would answer with a big play of their own as quarterback Carson Yaggie completed a pass to Hegge who

escaped a tackler and sprinted 37 yards for another Breckenridge touchdown. The extra point was not good making the score 20-7.

Barnesville would answer with an excellent kickoff return that put the ball on the 26-yard line of the Cowboys. Running back Brady Tweeton would take a jet sweep 21 yards for another Trojan touchdown. The extra point was wide left making the score 20-13 Breckenridge.

The Trojan defense stepped up big on the Cowboys next possession forcing a fourth down stop and getting the ball back to the offense. Unfortunately, the Trojans were not able to get a first down and had to punt back to Breckenridge.

After being pinned deep on their

side of the field, the Cowboys would hit on a 51-yard pass play to get into Trojan territory at the 35-yard line. The Trojan defense would stiffen forcing a fourth down, but the Cowboys would complete a pass to move the chains, netting another set of downs.

Breckenridge would net their last touchdown of the half and the game on a 26-yard touchdown pass from Yaggie to Easton Erbes with 52 seconds left to play. The Hegge extra point made the score 27-13 as both teams headed into halftime.

The third quarter saw both teams drive down the field and net yards, but neither team was able to punch in a score.

Barnesville would put together a scoring drive that netted an Ethan Ishaug touchdown from five yards out with 3:15 remaining in the game. The Affield extra point would cut the lead to seven at 27-20.

Barnesville's defense would come up big recovering a fumble in the Cowboy end zone giving the Trojan offense one last chance to get a score. Barnesville would march the ball down deep into Cowboys territory mixing the run and the pass. But Ishaug's final pass fell incomplete, as time would run out on a 27-20 defeat.

"I felt that we came out a little flat tonight," said Head Coach Bryan Strand. "We had the great kickoff return to start the game called back by penalty that really hurt our confidence. They had tall wide receivers that our corner backs have not yet seen. I thought we got better as the game went on and had a chance at the end of the game. We started to wear them down and probably needed a few more plays to tie the game. Breckenridge has a real nice team this year. We did a decent job stopping their running game, but have to eliminate the big plays. We need to build on this game, learn from our mistakes and get ready for a tough Frazee team next week."

Barnesville finished the game with 350 total yards of offense with 276 coming on the ground and 74 through the air, while Breckenridge tallied 445 total yards of offense with 335 coming via the passing game and 110 yards by the rush.

Jimmy Kletsch led the Trojans with 109 yards rushing on eight

It aint the first rodeo for Brady Martz but he has his hands full rounding up this Cowboy runner.

The loss drops Barnesville's record to 1-2 on the season. Their next game will be Friday, September 11 at home against Frazee.

Box Score

Barnesville 1 2 3 4

Breckenridge 7 6 0 7 20

Breck - Hought run 5 yards-

Hegge Kick

Breck - Miranowski run 15

yards- Hegge Kick

Barn - Kletsch 75 yard run-

Affield Kick

Breck - Hegge 37 yard pass from

Yaggie - Kick Failed

Barn - B. Tweeton 21 yard run-

Kick Failed

Breck - Erbes 26 yard pass from

Yaggie - Hegge Kick

Barn - Ishaug 5 yard run - Affield

Kick

Individual Statistics

Rushing:
Breck - Miranowski 14-69,
Erbes 9-47, Hought 7-22, Aigner
1-5, Yaggie 8 (-33)
Barn - Kletsch 8-109, Ishaug 13-
80, B. Tweeton 8-59, J. Tweeton
8-28

Passing:
Breck Yaggie 18-23-
0-335, Erbes 0-1-0-0
Barn Ishaug 5-14-0-74

Receiving:
Breck - Erbes 8-121, Teberg
5-104, Hegge 4-88, Aigner 2-16,
Miranowski 1-6
Barn - J. Tweeton 1-35, Lien
2-27, B. Ishaug 1-8, Tharaldson 1-4



Ethan Ishaug hands the ball to Jimmy Kletsch for a run into a tough, stingy Cowboy defense.

Box Score Report

Barnesville Boys Varsity Football @ Breckenridge Senior Boys Varsity Football

9/4/2015 7:00 PM

BOX SCORE					
Team	1	2	3	4	T
Barnesville	7	6	0	7	20
Breckenridge Senior	14	13	0	0	27

SCORING PLAYS					
Team	Quarter	Time	Scoring Play	BAR	BRE
Breckenridge Senior	1	07:02	#23 Treyton Hought RB runs for 5 yards. Touchdown! (Point after kick by #6 Ashton Hegge WR good)	0	7
Breckenridge Senior	1	01:29	#21 Travis Miranowski RB runs for 15 yards. Touchdown! (Point after kick by #6 Ashton Hegge WR good)	0	14
Barnesville	1	00:26	#29 Jimmy Kletsch runs for 74 yards. Touchdown! (Point after kick by #44 Jared Affield good)	7	14
Breckenridge Senior	2	10:58	#1 Carson Yaggie QB pass complete to #6 Ashton Hegge WR for 37 yards. Touchdown! (Point after kick by #6 Ashton Hegge WR no good)	7	20
Barnesville	2	09:55	#20 Brady Tweeton runs for 21 yards. Touchdown! (Point after kick by #44 Jared Affield no good)	13	20
Breckenridge Senior	2	00:52	#1 Carson Yaggie QB pass complete to #7 Easton Erbes RB for 26 yards. Touchdown! (Point after kick by #6 Ashton Hegge WR good)	13	27
Barnesville	4	03:15	#8 Ethan Ishaug runs for 5 yards. Touchdown! (Point after kick by #44 Jared Affield good)	20	27

TEAM STAT COMPARISON

	Barnesville	Breckenridge Senior
Total Offense	358	445
Number of Plays	52	63
Yards per Play	6.9	7.1
Passing	82	335
Completions - Attempts	6 - 15	18 - 24
Yards per Pass	13.7	18.6
Touchdowns - Interceptions	0 - 0	2 - 0
Rushing	276	110
Rushing Attempts	37	39
Yards per Rush	7.5	2.8
Receiving	82	335
Receiving Completions	6	18
Yards per Catch	13.7	18.6
Penalties - Yards	7 - 65	2 - 20
Turnovers	0	1
Fumbles - Lost	0 - 0	3 - 1
Interceptions Thrown	0	0
Punting Attempts - Average Distance	4 - 37.5	0 - 0.0
Defensive Sacks - Yards	0 - 0	0 - 0
Time of Possession	00:20:14	00:27:43
Downs		
First Downs	13	25
First Downs - Rushing	10	12
First Downs - Passing	3	11
First Downs - Penalties	0	2
Third Down Conversions/Attempts	2/12 (16.7%)	4/9 (44.4%)
Fourth Down Conversions/Attempts	3/4 (75.0%)	1/5 (20.0%)

PASSING - BARNESVILLE

Name	Cmp	Att	Yds	TD	Int
8 Ethan Ishaug	6	14	82	0	0
Team	0	1	0	0	0

PASSING - BRECKENRIDGE SENIOR

Name	Cmp	Att	Yds	TD	Int
1 Carson Yaggie QB	18	23	335	2	0
7 Easton Erbes RB	0	1	0	0	0

RUSHING - BARNESVILLE

Name	Att	Yds	Avg	TD
29 Jimmy Kletsch	8	109	13.6	1
8 Ethan Ishaug	13	80	6.2	1
20 Brady Tweeton	8	59	7.4	1
3 Josh Tweeton	8	28	3.5	0

RUSHING - BRECKENRIDGE SENIOR

Name	Att	Yds	Avg	TD
21 Travis Miranowski RB	14	69	4.9	1
7 Easton Erbes RB	9	47	5.2	0
23 Treyton Hought RB	7	22	3.1	1
32 Hunter Aigner RB	1	5	5.0	0
1 Carson Yaggie QB	8	-33	-4.1	0

RECEIVING - BARNESVILLE

Name	Rec	Yds	Avg	TD
3 Josh Tweeton	1	35	35.0	0
82 Jack Lien	2	27	13.5	0
35 Blake Ishaug	1	8	8.0	0
20 Brady Tweeton	1	8	8.0	0
28 Cole Tharaldson	1	4	4.0	0
29 Jimmy Kletsch	0	0	0.0	0

RECEIVING - BRECKENRIDGE SENIOR

Name	Rec	Yds	Avg	TD
7 Easton Erbes RB	6	121	20.2	1
22 Dylan Teberg RB	5	104	20.8	0
6 Ashton Hegge WR	4	88	22.0	1
32 Hunter Aigner RB	2	16	8.0	0
21 Travis Miranowski RB	1	6	6.0	0

DEFENSE - BARNESVILLE

Name	Tkl	Solo	Ast	Sack	TFL	Int
20 Brady Tweeton	7.0	3	8	0.0	0.5	0
29 Jimmy Kletsch	7.0	4	6	0.0	1.0	0
15 Brady Martz	6.5	5	3	0.0	1.0	0
77 Kieran Johnson	6.0	5	2	0.0	3.5	0
61 Bradey Berg	5.0	4	2	0.0	2.0	0
44 Jared Affield	4.5	2	5	0.0	0.0	0
3 Josh Tweeton	4.0	4	0	0.0	1.0	0
82 Jack Lien	3.5	3	1	0.0	0.0	0
2 Garrett Anderson	2.5	1	3	0.0	0.5	0
66 Tate Elliott	2.0	0	4	0.0	0.5	0
68 Louis Brown	1.5	1	1	0.0	1.0	0
73 Andrew Trowbridge	1.0	0	2	0.0	0.0	0
14 Bryan Neels	1.0	1	0	0.0	0.0	0
27 Connor John	0.5	0	1	0.0	0.0	0

DEFENSE - BRECKENRIDGE SENIOR

Name	Tkl	Solo	Ast	Sack	TFL	Int
23 Treyton Hought RB	7.0	4	6	0.0	0.0	0
34 Hunter Lee RB	5.5	3	5	0.0	0.0	0
52 Alex Mertes OL	4.5	3	3	0.0	2.5	0
55 Erik Manning OL	4.0	3	2	0.0	0.0	0
2 Andrew Kram WR	2.5	1	3	0.0	0.0	0
50 Tyler Vold OL	2.5	1	3	0.0	0.0	0
56 Jaxton Henning TE	2.0	2	0	0.0	2.0	0
22 Dylan Teberg RB	2.0	1	2	0.0	0.0	0
21 Travis Miranowski RB	2.0	1	2	0.0	0.5	0
6 Ashton Hegge WR	1.5	1	1	0.0	0.0	0
4 Dawson Pedersen RB	1.5	0	3	0.0	0.0	0
7 Easton Erbes RB	1.0	1	0	0.0	0.0	0

KICKING - BARNESVILLE

Name	FG	FGA	XP	Pts
44 Jared Affield	0	0	2	2

KICKING - BRECKENRIDGE SENIOR

Name	FG	FGA	XP	Pts
6 Ashton Hegge WR	0	0	3	3

PUNTING - BARNESVILLE

Name	Num	Yds	Avg	I20
2 Garrett Anderson	4	150	37.5	2

PUNTING - BRECKENRIDGE SENIOR

Name	Num	Yds	Avg	I20
------	-----	-----	-----	-----

PUNT RETURNS - BARNESVILLE

Name	Att	Yds	Avg	TD
------	-----	-----	-----	----

PUNT RETURNS - BRECKENRIDGE SENIOR

Name	Att	Yds	Avg	TD
------	-----	-----	-----	----

23 Treyton Hought RB	1	0	0.0	0
-------------------------------	---	---	-----	---

KICKOFF RETURNS - BARNESVILLE

Name	Att	Yds	Avg	TD
------	-----	-----	-----	----

3 Josh Tweeton	2	40	20.0	0
40 Ryan McGough	1	4	4.0	0

KICKOFF RETURNS - BRECKENRIDGE SENIOR

Name	Att	Yds	Avg	TD
------	-----	-----	-----	----

22 Dylan Teberg RB	1	22	22.0	0
7 Easton Erbes RB	1	15	15.0	0
23 Treyton Hought RB	1	2	2.0	0

Trojans Shut Out Frazee 20-0 In Home Field Advantage



It wasn't an easy game for Frazee. The Trojans did their job denying as much yardage gained as possible. Garrett Anderson #2 and Brady Martz #15 do not allow this Frazee Hornet to advance any further.

By: Tracy Hinz

The Barnesville Trojans football team did something on Friday night that had not been done since coach Bryan Strand took over the football program. The Trojan offense had more passing yards than rushing yards for the entire game. This fact along with a stout defense that pitched a shut out, propelled the Trojans to a 20-0 victory over the Frazee Hornets, Friday evening, September 11.

Frazee would open the game with the ball and put together a nice drive thanks to a long run. But the Barnesville defense would stiffen and force a turnover that was picked up and returned to midfield. That would be the story of the game as Frazee fumbled the ball five times

losing three, with Barnesville fumbling three times losing two.

The first score of the game would not come until the first play of the second quarter when Barnesville's quarterback Ethan Ishaug connected with running back Brady Tweeton on a beautiful pass and catch that covered 47 yards. Jared Affield would add the extra point giving Barnesville a 7-0 lead that they would take into halftime.

The Trojans would open the third quarter with a nice kickoff return by Brady Tweeton that put the ball inside the Hornet 30 yard line. Ishaug would add Barnesville's second touchdown with a nine yard run. Affield's PAT was not good making the score 13-0 Barnesville.

Ishaug would put his stamp on

Barnesville's last touchdown of the game when he connected with tight end Jack Lien for a 17-yard touchdown pass in the fourth quarter. Affield would convert the extra point increasing the Trojan lead to 20-0 which is how the game would end.

"It was a different type of game for our team as we had more yards passing than rushing for the first time since I started coaching here," said Head Coach Bryan Strand. "We struggled rushing the ball without starting guard Owen Jerald and running back Josh Tweeton. We did a very nice job on defense, forcing turnovers and getting the ball back on loss of downs. Jimmy Kletsch and Kieran Johnson had great games on the defensive side of the ball. Ethan Ishaug led us offensively

throwing for two scores and running for another. It was nice to see our players playing with high emotion and energy."

Ishaug led the Trojans offense completing nine passes in 17 attempts for 142 yards and two touchdowns, while adding 13 carries for 31 yards rushing and another score.

Brady Tweeton added four carries for 31 yards rushing and five receptions for 90 yards and a touchdown. Jack Lien added two receptions for 26 yards and a touchdown with Garrett Anderson also netting two receptions for 26 yards and Cole Tharaldson adding one catch for 23 yards.

Defensively, Jimmy Kletsch tallied 10 ½ tackles, with Jared Affield netting seven, Kieran Johnson five and Garrett Anderson four and a half with two tackles for loss.

As a team, the Trojans finished with 264 yards of offense with 165 yards through the air and 99 yards on the ground, while Frazee tallied 215 total yards with 93 coming by the pass and 122 on the ground.


Barnesville evens their record at 2-2 on the season. They will travel to Dilworth-Glyndon-Felton to take on the Rebels in their next game on Friday, September 18.

Box Score

	1	2	3	4	
Frazee	0	0	0	0	0
Barnesville	0	7	6	7	20

Barn-B. Tweeton 47 yard pass from Ishaug- Affield Kick

Barn-Ishaug 9 yard run- Kick Failed



It's an easy catch for #20 Brady Tweeton as Jimmy Kletsch #29 and Louis Brown #68 do some blocking.

Barn-Lien 17 yard pass from Ishaug-Affield Kick

Individual Statistics

Rushing:

Fraz Bachmann 18-69, Utke 6-34, Wacker 7-8, Wake 3-8, Marshal 3-3

Barn B. Tweeton 4-31, Kletsch 7-18, John 5-14, Ishaug 13-31, Anderson 3-5

Passing:

Fraz Wacker 9-14-0=93, Bachmann 0-1-0=0
Barn Ishaug 9-17-0=142, B. Tweeton 1-1-0=23

Receiving:

Fraz Utke 7-76, Bachmann 2-17
Barn Tharaldson 1-23, B. Tweeton 5-90, Lien 2-26, Anderson 2-26

PICTURES BY:
CONNIE MARTZ



Connor John and company team up to stop a Hornet in his track.

Box Score Report

Frazee Boys Varsity Football @ Barnesville Boys Varsity Football - 9/11/2015 7:00

PM

BOX SCORE

Team	1	2	3	4	T
Frazee	0	0	0	0	0
Barnesville	0	7	6	7	20

SCORING PLAYS

Team	Quarter	Time	Scoring Play	FRA	BAR
Barnesville	2	11:51	#8 Ethan Ishaug pass complete to #20 Brady Tweeton for 47 yards. Touchdown! (Point after kick by #44 Jared Affield good)	0	7
Barnesville	3	09:47	#8 Ethan Ishaug runs for 9 yards. Touchdown! (Point after kick by #44 Jared Affield no good)	0	13
Barnesville	4	01:43	#8 Ethan Ishaug pass complete to #82 Jack Lien for 17 yards. Touchdown! (Point after kick by #44 Jared Affield good)	0	20

TEAM STAT COMPARISON

	Frazee	Barnesville
Total Offense	202	264
Number of Plays	52	50
Yards per Play	3.9	5.3
Passing	80	165
Completions - Attempts	8 - 15	10 - 18
Yards per Pass	10.0	16.5
Touchdowns - Interceptions	0 - 1	2 - 0
Rushing	122	99
Rushing Attempts	37	32
Yards per Rush	3.3	3.1
Receiving	80	165
Receiving Completions	8	10
Yards per Catch	10.0	16.5
Penalties - Yards	6 - 45	1 - 5
Turnovers	4	2
Fumbles - Lost	5 - 3	3 - 2
Interceptions Thrown	1	0
Punting Attempts - Average Distance	3 - 32.3	1 - 36.0
Defensive Sacks - Yards	0 - 0	0 - 0
Time of Possession	00:33:21	00:14:39
Downs		
First Downs	10	12
First Downs - Rushing	5	6
First Downs - Passing	5	6
First Downs - Penalties	0	0
Third Down Conversions/Attempts	3/13 (23.1%)	5/10 (50.0%)
Fourth Down Conversions/Attempts	2/5 (40.0%)	0/0 (0.0%)

PASSING - FRAZEE

Name	Cmp	Att	Yds	TD	Int
42 Logan Wacker QB	8	14	80	0	1
3 Tanner Bachmann RB	0	1	0	0	0

PASSING - BARNESVILLE

Name	Cmp	Att	Yds	TD	Int
8 Ethan Ishaug	9	17	142	2	0
20 Brady Tweeton	1	1	23	0	0

RUSHING - FRAZEE

Name	Att	Yds	Avg	TD
3 Tanner Bachmann RB	18	69	3.8	0
27 Riley Utke RB	6	34	5.7	0
42 Logan Wacker QB	7	8	1.1	0
20 Charlton Wake RB	3	8	2.7	0
28 Jeff Marshall RB	3	3	1.0	0

RUSHING - BARNESVILLE

Name	Att	Yds	Avg	TD
20 Brady Tweeton	4	31	7.8	0
8 Ethan Ishaug	13	31	2.4	1
29 Jimmy Kletsch	7	18	2.6	0
27 Connor John	5	14	2.8	0
2 Garrett Anderson	3	5	1.7	0

RECEIVING - FRAZEE

Name	Rec	Yds	Avg	TD
27 Riley Utke RB	6	63	10.5	0
3 Tanner Bachmann RB	2	17	8.5	0
2 Rory Drewes RB	0	0	0.0	0

RECEIVING - BARNESVILLE

Name	Rec	Yds	Avg	TD
20 Brady Tweeton	5	90	18.0	1
82 Jack Lien	2	26	13.0	1
2 Garrett Anderson	2	26	13.0	0
28 Cole Tharaldson	1	23	23.0	0

DEFENSE - FRAZEE

Name	Tkl	Solo	Ast	Sack	TFL	Int
3 Tanner Bachmann RB	7.0	4	6	0.0	0.5	0
20 Charlton Wake RB	5.5	2	7	0.0	0.5	0
55 Keith Huber OT	4.0	1	6	0.0	0.0	0
65 Anthony Santos DT	3.5	3	1	0.0	1.5	0
15 Jon Hoffmann QB	3.0	2	2	0.0	1.0	0
59 Tanner Tappe OT	2.0	1	2	0.0	0.5	0
77 Mel Johnson	2.0	1	2	0.0	0.0	0
56 Jonah Lange OG	2.0	1	2	0.0	0.0	0
42 Logan Wacker QB	1.5	1	1	0.0	0.0	0
60 Alex Splonskowski OG	1.0	0	2	0.0	0.5	0
68 Andrew Malikowski OT	1.0	0	2	0.0	0.5	0
70 Tucker Nundahl OT	0.5	0	1	0.0	0.0	0

DEFENSE - BARNESVILLE

Name	Tkl	Solo	Ast	Sack	TFL	Int
29 Jimmy Kletsch	10.5	6	9	0.0	1.5	0
44 Jared Affield	7.0	5	4	0.0	0.0	0
77 Kieran Johnson	5.0	1	8	0.0	0.5	0
2 Garrett Anderson	4.5	3	3	0.0	2.0	0
20 Brady Tweeton	3.5	2	3	0.0	0.5	0
15 Brady Martz	3.0	1	4	0.0	0.0	1
61 Bradey Berg	2.5	0	5	0.0	1.0	0
9 Alex Garry	1.5	1	1	0.0	0.0	0
27 Connor John	1.0	1	0	0.0	1.0	0
43 Jerad Shaide	1.0	0	2	0.0	0.0	0
66 Tate Elliott	1.0	0	2	0.0	0.5	0
74 Joe Stage	0.5	0	1	0.0	0.0	0

KICKING - FRAZEE

Name	FG	FGA	XP	Pts
------	----	-----	----	-----

KICKING - BARNESVILLE

Name	FG	FGA	XP	Pts
44 Jared Affield	0	0	2	2

PUNTING - FRAZEE

Name	Num	Yds	Avg	I20
27 Riley Utke RB	2	73	36.5	0
59 Tanner Tappe OT	1	24	24.0	0

PUNTING - BARNESVILLE

Name	Num	Yds	Avg	I20
2 Garrett Anderson	1	36	36.0	0

PUNT RETURNS - FRAZEE

Name	Att	Yds	Avg	TD
------	-----	-----	-----	----

PUNT RETURNS - BARNESVILLE

Name	Att	Yds	Avg	TD
------	-----	-----	-----	----

KICKOFF RETURNS - FRAZEE

Name	Att	Yds	Avg	TD
9 Nathan Nguyen RB	1	16	16.0	0
77 Mel Johnson	2	15	7.5	0
3 Tanner Bachmann RB	1	10	10.0	0

KICKOFF RETURNS - BARNESVILLE

Name	Att	Yds	Avg	TD
20 Brady Tweeton	1	57	57.0	0

solo Tackles +3	Assisted Tackles +1	Tackle for loss +2	Tipped pass +1	Fumble caused +4	Fumble recovery +3	Int +5	Sack +4	Blocked Kick +5	Tackle on Kick +3	Total Points
--------------------------------	------------------------------------	-----------------------------------	-------------------------------	---------------------------------	-----------------------------------	-------------------	--------------------	--------------------------------	----------------------------------	-------------------------

[illegible]

Ethan Ishaug Leads Barnesville In Loss To DGF



Joe Stage #74 sets up a block to give quarterback Ethan Ishaug plenty of time to assess the scene and make a decision.

By: Tracy Hinsz

Ethan Ishaug did everything in his power to win the game against D-G-F last Friday, September 18, passing for 155 yards and a touchdown and rushing for another 56 yards, but it was not enough as the Trojans fell 17-7.

Neither team was able to net a score in the first quarter although Barnesville's offense was moving successfully. A fumble derailed one drive and an unsuccessful field goal attempt early in the second quarter kept the game scoreless.

DGF got on the scoreboard first thanks to the passing of quarterback Blake Kragnes and the Rebels running game. Barnesville's Kieran Johnson would make a great run stuffing stop on third down to force a field goal attempt by Drew Stalboeger from 28 yards out that was good for a 3-0 Rebels lead.

The Rebels would try an onside kick that was recovered by Barnesville's Jerad Shaide at the 48-yard line. The Trojans would put together a nice drive that was stalled a handful of times by penalties before Ishaug would find running back Brady Tweeton open down the seam for a completion. Tweeton would make one tackler miss and waltz into the end zone for a 29-yard touchdown. Jared Affield would convert the extra point for a 7-3 Trojan lead with 2:35 remaining in the half.

DGF would get the ball back on a nice kickoff return, where Kragnes would go to work using his arm and his legs. The Rebels would get the ball to the Trojan 21 yard line, facing a fourth down. Kragnes would drop back to pass and under throw his receiver by five yards. The Trojan defensive backs were not able to

adjust in time as receiver Gunnar Payne came flying back to the ball, making the catch and galloping into the end zone with five seconds remaining in the half. Stalboeger would add the extra point sending both teams into the half with DGF holding a 10-7 lead.

Barnesville would be able to move the ball again in the third quarter but turnovers and penalties would derail any momentum. DGF would put together a short drive that ended deep in Trojan territory as Barnesville held them on downs.

Barnesville was not able to move the ball and had to punt. The punt was short giving the Rebels good field position. It only took two plays for DGF to score the last touchdown as Kragnes found Eric Watt for a 32-yard score. Stalboeger converted the PAT for a 17-7 lead.

The Trojans would once again

move the ball down the field, but turned it over on a pair of interceptions that ended drives and a costly penalty that negated a big gain. Barnesville would turn the ball over on downs and watch the Rebels down the clock as DGF came away with a 17-7 victory.

"I was pleased with our defensive effort all night," mentioned Head Coach Bryan Strand. "We held their top rusher to 26 yards on 20 carries and 104 total rushing yards for the game. But, turnovers were critical to our loss. We put ourselves in great position all night long, but failed to capitalize. The play just before the half was a back breaker. An underthrown ball that we could not adjust to ended up in their hands for a touchdown with five seconds to go. Instead of leading 7-3, we trailed 10-7 and could not make a play in the second half to regain the lead.

"It was a fun game to coach as both teams played with a ton of emotion. DGF made a few more plays to get the victory. We gave ourselves a chance in the fourth quarter, but came up short. Next week we should get Joey Roste and Connor Meyer back from injuries that should strengthen our team on both sides of the ball. If Owen Jerald can return to our offensive line from his injury, we will be getting three key pieces back for our end of the season run into the playoffs. We have made great strides since the start of the season and hope to build on these games."

Ethan Ishaug led the Trojans offense with 155 yards passing on 15 completions in 30 attempts with one touchdown, while adding 13 carries for 56 yards rushing.

Josh Tweeton added six carries for 42 yards rushing and one reception gaining 23 yards. Brady Tweeton added 10 yards rushing on five carries, with three receptions covering 49 yards and the Trojans only touchdown. Jimmy Kletsch netted five yards rushing on three carries, with Connor John gaining four yards on one carry.

Jack Lien finished with six receptions for 53 yards, with Blake Ishaug adding two catches for 12 yards. Cole Tharaldson finished with one catch for 11 yards, while Kletsch tallied two catches for seven yards.

Defensively, Jared Affield led the Trojans with seven and one half tackles including two for loss, with



Alex Garry does not let this DGF runner gain any more yardage.

Jimmy Kletsch adding five and a half tackles. Kieran Johnson tallied four and one half tackles, as did Brady Tweeton and Brady Martz who also netted an interception.

The Trojans finished the game with 272 yards of offense with 155 yards coming through the air and 117 yards on the ground, while DGF tallied 219 total yards with 115 coming by the pass and 104 on the ground.

Barnesville's record falls to 2-3 on the season. They will host the Hawley Nuggets in their Homecoming game next Friday, September 25.

Box Score	1	2	3	4	
Barnesville	0	7	0	0	7
DGF	0	10	0	7	17

DGF - 28 yard FG-Stalboeger Kick

Barn - B. Tweeton 29 yard pass from Ishaug- Affield Kick

DGF - Payne 21 yard pass from Kragnes-Stalboeger Kick

DGF - Watt 32 yard pass from Kragnes- Stalboeger Kick

Individual Statistics

Rushing:

DGF Kragnes 14-74, Oberg 20-26, Watt 2-4

Barn B. Tweeton 5-10, Kletsch 3-5, John 1-4, Ishaug 13-56, J. Tweeton 6-42

Passing:

DGF Kragnes 6-16-1=115

Barn Ishaug 15-30-2=155

Receiving:



DGF Payne 2-50, Watt 3-37,
Oberg 1-28

Barn Tharaldson 1-11, B.
Tweeton 3-49, Lien 6-53, J. Tweeton
1-23, B. Ishaug 2-12, Kletsch 2-7

Blake Ishaug accepts the ball with a DGF defender looking to stop the play.

Box Score Report

Barnesville Boys Varsity Football @ Dilworth-Glyndon-Felton High Boys Varsity

Football - 9/18/2015 7:00 PM

BOX SCORE					
Team	1	2	3	4	T
Barnesville	0	7	0	0	7
Dilworth-Glyndon-Felton High	0	10	0	7	17

SCORING PLAYS					
Team	Quarter	Time	Scoring Play	BAR	DIL
Dilworth-Glyndon-Felton High	2	06:18	28 yard field goal attempt by #12 Drew Stalboeger. Good!	0	3
Barnesville	2	02:35	#8 Ethan Ishaug pass complete to #20 Brady Tweeton for 29 yards. Touchdown! (Point after kick by #44 Jared Affield good)	7	3
Dilworth-Glyndon-Felton High	2	00:05	#9 Blake Kragnes pass complete to #2 Gunnar Payne for 21 yards. Touchdown! (Point after kick by #12 Drew Stalboeger good)	7	10
Dilworth-Glyndon-Felton High	4	09:57	#9 Blake Kragnes pass complete to #24 Eric Watt for 32 yards. Touchdown! (Point after kick by #12 Drew Stalboeger good)	7	17

TEAM STAT COMPARISON

	Barnesville	Dilworth-Glyndon-Felton High
Total Offense	272	219
Number of Plays	58	52
Yards per Play	4.7	4.2
Passing	155	115
Completions - Attempts	15 - 30	6 - 16
Yards per Pass	10.3	19.2
Touchdowns - Interceptions	1 - 2	2 - 1
Rushing	117	104
Rushing Attempts	28	36
Yards per Rush	4.2	2.9
Receiving	155	115
Receiving Completions	15	6
Yards per Catch	10.3	19.2
Penalties - Yards	10 - 95	5 - 30
Turnovers	4	1
Fumbles - Lost	3 - 2	3 - 0
Interceptions Thrown	2	1
Punting Attempts - Average Distance	3 - 20.7	6 - 26.0
Defensive Sacks - Yards	0 - 0	0 - 0
Time of Possession	00:21:24	00:26:24
Downs		
First Downs	13	11
First Downs - Rushing	8	6
First Downs - Passing	5	4
First Downs - Penalties	0	1
Third Down Conversions/Attempts	7/15 (46.7%)	1/12 (8.3%)
Fourth Down Conversions/Attempts	0/3 (0.0%)	2/3 (66.7%)

PASSING - BARNESVILLE

Name	Cmp	Att	Yds	TD	Int
8 Ethan Ishaug	15	30	155	1	2

PASSING - DILWORTH-GLYNDON-FELTON HIGH

Name	Cmp	Att	Yds	TD	Int
9 Blake Kragnes	6	16	115	2	1

RUSHING - BARNESVILLE

Name	Att	Yds	Avg	TD
8 Ethan Ishaug	13	56	4.3	0
3 Josh Tweeton	6	42	7.0	0
20 Brady Tweeton	5	10	2.0	0
29 Jimmy Kletsch	3	5	1.7	0
27 Connor John	1	4	4.0	0

RUSHING - DILWORTH-GLYNDON-FELTON HIGH

Name	Att	Yds	Avg	TD
9 Blake Kragnes	14	74	5.3	0
6 Tyler Oberg	20	26	1.3	0
24 Eric Watt	2	4	2.0	0

RECEIVING - BARNESVILLE

Name	Rec	Yds	Avg	TD
82 Jack Lien	6	53	8.8	0
20 Brady Tweeton	3	49	16.3	1
3 Josh Tweeton	1	23	23.0	0
35 Blake Ishaug	2	12	6.0	0
28 Cole Tharaldson	1	11	11.0	0
29 Jimmy Kletsch	2	7	3.5	0

RECEIVING - DILWORTH-GLYNDON-FELTON HIGH

Name	Rec	Yds	Avg	TD
2 Gunnar Payne	2	50	25.0	1
24 Eric Watt	3	37	12.3	1
6 Tyler Oberg	1	28	28.0	0
10 Ethan Edeen	0	0	0.0	0

DEFENSE - BARNESVILLE

Name	Tkl	Solo	Ast	Sack	TFL	Int
44 Jared Affield	7.5	2	11	0.0	2.0	0
29 Jimmy Kletsch	5.5	2	7	0.0	0.5	0
77 Kieran Johnson	4.5	4	1	0.0	1.0	0
15 Brady Martz	4.5	2	5	0.0	0.0	1
20 Brady Tweeton	4.5	1	7	0.0	1.0	0
2 Garrett Anderson	3.0	1	4	0.0	1.0	0
9 Alex Garry	2.5	2	1	0.0	0.0	0
8 Ethan Ishaug	2.0	1	2	0.0	0.0	0
68 Louis Brown	2.0	1	2	0.0	0.0	0
43 Jerad Shaide	1.5	0	3	0.0	0.5	0
66 Tate Elliott	1.5	0	3	0.0	0.0	0
61 Bradey Berg	1.0	0	2	0.0	0.0	0
14 Bryan Neels	1.0	1	0	0.0	0.0	0

DEFENSE - DILWORTH-GLYNDON-FELTON HIGH

Name	Tkl	Solo	Ast	Sack	TFL	Int
22 Garrett Scheel	6.0	5	2	0.0	0.0	0
30 Ryan Poehls	3.5	2	3	0.0	0.0	0
6 Tyler Oberg	1.5	0	3	0.0	0.0	0
7	1.0	1	0	0.0	1.0	0
21 Nate Nelson	1.0	1	0	0.0	0.0	0
9 Blake Kragnes	1.0	1	0	0.0	0.0	0
10 Ethan Edeen	0.0	0	0	0.0	0.0	1
36 Jake Schlichting	0.0	0	0	0.0	0.0	1

KICKING - BARNESVILLE

Name	FG	FGA	XP	Pts
44 Jared Affield	0	1	1	1

KICKING - DILWORTH-GLYNDON-FELTON HIGH

Name	FG	FGA	XP	Pts
12 Drew Stalboeger	1	1	2	5

PUNTING - BARNESVILLE

Name	Num	Yds	Avg	I20
2 Garrett Anderson	3	62	20.7	0

PUNTING - DILWORTH-GLYNDON-FELTON HIGH

Name	Num	Yds	Avg	I20
6 Tyler Oberg	6	156	26.0	0

PUNT RETURNS - BARNESVILLE

Name	Att	Yds	Avg	TD
20 Brady Tweeton	5	52	10.4	0

PUNT RETURNS - DILWORTH-GLYNDON-FELTON HIGH

Name	Att	Yds	Avg	TD
------	-----	-----	-----	----

KICKOFF RETURNS - BARNESVILLE

Name	Att	Yds	Avg	TD
44 Jared Affield	1	7	7.0	0

KICKOFF RETURNS - DILWORTH-GLYNDON-FELTON HIGH

Name	Att	Yds	Avg	TD
6 Tyler Oberg	1	16	16.0	0
24 Eric Watt	1	-35	-35.0	0

[illegible]

Name	#
Garrett Anderson	2
Josh Tweeton	3
Caleb Stietz	5
Matt Bredman	6
Joey Roste	7
Ethan Ishaug	8
Aiex Garry	9
Connor Meyer	10
Brad Hochhalter	11
Jaden Peterson	12
Bryan Neels	14
Brady Martz	15
Brady Tweeton	20
Robert Mark	22
Brandon Holte	23
Connor John	27
Coie Tharaldson	28
Jimmy Kletsch	29
Chase Brenner	30
Kellen Hinz	32
Nick Detloff	33
Blake Ishaug	35
Ryan McGough	40
DJ Gardner	42
Jerad Shaide	43
Jared Affield	44
Jalen Plath	45
Austyn Boyum	49
Alex Jennison	50
Xavier Kadrmaz	52
Jonny Kletsch	54
Brett Allmaras	57
Chandler Burnside	59
Brady Berg	61
Alex Peppel	63
Owen Jerald	64
Tate Elliot	66
Gavin Camperud	67
Louis Brown	68
Tristan Elliot	70
Jack Trowbridge	72
Andrew Trowbridge	73
Joe Stage	74
Tyler Stage	76
Kieran Johnson	77
Hunter Zenzen	80
Jack Lien	82
Christian Enstad	83
Ellis Froslie	84
Andrew Wastweet	87
Dominic Leu	89
Brooks Marlinson	21
Grant Ininger	31
Owen Lewis	34
Jackson Poepping	53
JD Brown	56
Jared Poppe	58
Gabe Dent	62
Ashton Johnson	75
Nicolas Svenson	81

Barnesville Crushes Hawley In Homecoming Victory



Senior Josh Tweeton was on fire again as the Trojans hosted the Hawley Nuggets during Homecoming Week. Tweeton went for 66 yards on five carries and added two touchdowns to his record. The Trojans shut-out the Nuggets by a score of 49-0.

By: Tracy Hinsz

Barnesville's archrival and playoff nemesis the last three years, the Hawley Nuggets, came to town for a regular season matchup during Homecoming week in Barnesville. Fans from both sides filled the athletic complex to capacity on Friday, September 25.

The Trojans were jacked up from the start and sent the crowd into a fervor with an opening kickoff touchdown return of 83 yards by Josh Tweeton setting the tone for the entire night. Barnesville would

cruise to a 49-0 victory over the Nuggets.

Tweeton's kickoff return with Jared Affield's extra point gave the Trojans a 7-0 lead only 12 seconds into the contest.

Barnesville got a boost by the return of safety Joey Roste and running back Connor Meyer. This was both players first game of the season after battling back from knee injuries. Add to that the return of offensive lineman Owen Jerald and the Trojans were finally putting the team they were hoping for onto the

football field in 2015.

Roste and Meyer showed immediate results helping the Trojans stop the Nuggets on their first series, forcing a punt.

The Trojans put together an impressive opening offensive drive that saw quarterback Ethan Ishaug make a beautiful throw with Josh Tweeton adding a more impressive catch covering 25 yards.

The drive ended with an Ishaug one-yard touchdown run with Affield adding the PAT making the score 14-0.



Quarterback Brad Hochhalter #11 passes the ball to running back Robert Mark #22 as the Trojans secured the victory against the Hawley Nuggets.

After another three and out series for the Nuggets, Barnesville was setup on a short field thanks to a poor punt. It would only take two plays for the Trojans to score as Josh Tweeton scampered 42 yards for his second touchdown of the game. Affield would convert another extra point making the score 21-0 and the route was on.

Barnesville would score their fourth touchdown of the quarter after another short punt set the Trojans up with a short field again.

This time Brady Tweeton would ramble through the Nugget defense, breaking numerous tackles en route to a 29-yard touchdown run. Affield would convert his fourth PAT of the first quarter making the score 28-0.

The first play of the second quarter saw Kieran Johnson crush the quarterback on an option play, forcing a fumble that was recovered by Chandler Burnside on the Nuggets 40 yard line.

Connor Meyer would tally his first touchdown of the 2015 season with a nice 17 yard touchdown run with Affield knocking through the

extra point for a 35-0 lead.

The Trojan defense would force another punt after Kieran Johnson netted a quarterback sack on third down. The snap was high forcing the Nuggets punter to retrieve the ball and try to run for a first down. He was stopped short giving Barnesville great field position at the Nugget 44-yard line.

A penalty would back the Trojans up, but a screen pass to Jack Lien netted 15 yards back, before Ishaug would drop back to pass and escape a heavy pass rush, weave his way through traffic and score a touchdown from 36 yards out. Affield would connect on his sixth extra point of the half giving the Trojans a 42-0 lead that they would take into intermission.

Hawley would put together a nice drive to start the second half before the Trojan defense would force a turnover on downs taking over on their 18-yard line.

Barnesville would answer with a long drive that ended with a Brady Martz 10 yard touchdown run. Affield would make his seventh PAT

of the game that made the score 49-0 Barnesville.

Both teams would play their substitutes for the rest of the game and hold each other scoreless as the clock wound down on a 49-0 Trojan victory.

"We were extremely excited to play this game with three of our core players coming back from injury," stated Head Coach Bryan Strand. "Add in the fact that Hawley was our opponent on Homecoming night, made for an emotional charged night for our team. The opening kickoff did not disappoint as Josh Tweeton took the ball 83 yards for a touchdown, which showed that we were ready to play. Our defense was phenomenal the entire night. We held the Nuggets offense to 83 total yards and only 57 on the ground.

"Getting Connor Meyer and Joey Roste back on both sides of the ball was exciting to see. Both players had worked so hard, returning from injury, it was nice to see them get their feet wet. They played very well and should continue to improve weekly. Having Owen Jerald back



Just out of the grasp of a Nugget defender, Connor Meyer crosses the goal line to add six more to the scorebook. This was Meyer's first game of the season after coming back from knee issues.

on the offensive line was a huge lift as well. We hope to get all our players back and ready for the final push into the playoffs. This was a great win for our team on a fun night of football."

Barnesville had a big game on both sides of the ball, dominating the stats column. Offensively, the Trojans hammered out 392 yards of offense, while only giving up 83. Barnesville rushed for 352 yards while passing for 40, with Hawley netting 57 yards rushing and 26 yards passing.

Offensively, the Trojans were very balanced with Connor Meyer leading the team in rushing with 90 yards on nine carries and one touchdown, followed by Josh Tweeton- 66 yards on five carries and two scores, Ethan Ishaug- 52 yards on seven carries and two touchdowns, while also passing for another 40 yards on two completions, Brady Tweeton- 49 yards on four carries and one score and Brady Martz- 45 yards on six carries and one touchdown.

Defensively, Kieran Johnson

had a great game with six tackles including four solo with three tackles for loss, a forced fumble and a sack, while Bradey Berg added six tackles with two going for loss and a sack. Garrett Anderson added five tackles with two for loss, with Brady Martz netting seven tackles. Jared Affield, Connor John and Tate Elliott each had five tackles in the game with Elliott adding a sack in the victory.

Barnesville improves their record to 3-3 on the season. Their next game will see them travel to Warroad to take on the Warriors on Friday, October 2.

Box Score	1	2	3	4	
Hawley	0	0	0	0	0
Barnesville	28	14	7	0	49

Barn - J. Tweeton 83 yard kickoff return- Affield Kick

Barn - Ishaug 1 yard run- Affield Kick

Barn - J. Tweeton 43 yard run- Affield Kick

Barn - B. Tweeton 29 yard run- Affield Kick

Barn - Meyer 17 yard run- Affield Kick

Barn - Ishaug 36 yard run- Affield Kick

Barn - Martz 10 yard run- Affield Kick

Individual Statistics

Rushing:

Haw - Koenig 18-30, Omberg 5-16, Bl. Omberg 2-8, Loegering 2-8, Nord 1-5, Byklum 2-4, Todd 1-2, Blakeway 1-(-1), Wolbeck 1-(-4), Thompson 3-(-11)

Barn - Meyer 9-90, J. Tweeton 5-66, Kletsch 1-5, B. Tweeton 4-49, Martz 6-45, John 2-10, Ishaug 7-52, Holte 3-17, Bredman 1-9, Mark 1-5, Stetz 1-5, Tharaldson 1-1, Detloff 1-0, Brenner 1-(-1), Hochhalter 1-(-1)

Passing:

Haw - Thompson 2-8-0=26

Barn - Ishaug 2-2-0=40

Receiving:

Haw - Koenig 1-14, Loegering 1-12

Barn - J. Tweeton 1-25, Lien 1-15

Box Score Report

Hawley Boys Varsity Football @ Barnesville Boys Varsity Football - 9/25/2015 7:00

PM

BOX SCORE					
Team	1	2	3	4	T
Hawley	0	0	0	0	0
Barnesville	28	14	7	0	49

SCORING PLAYS					
Team	Quarter	Time	Scoring Play	HAW	BAR
Barnesville	1	11:48	Kickoff by #56 Hunter Grani to the 17 yard line. #3 Josh Tweeton return for 83 yards. Touchdown! (Point after kick by #44 Jared Affield good)	0	7
Barnesville	1	05:01	#8 Ethan Ishaug runs for 1 yards. Touchdown! (Point after kick by #44 Jared Affield good)	0	14
Barnesville	1	03:10	#3 Josh Tweeton runs for 43 yards. Touchdown! (Point after kick by #44 Jared Affield good)	0	21
Barnesville	1	01:53	#20 Brady Tweeton runs for 29 yards. Touchdown! (Point after kick by #44 Jared Affield good)	0	28
Barnesville	2	08:33	#10 Connor Meyer runs for 17 yards. Touchdown! (Point after kick by #44 Jared Affield good)	0	35
Barnesville	2	02:33	#8 Ethan Ishaug runs for 36 yards. Touchdown! (Point after kick by #44 Jared Affield good)	0	42
Barnesville	3	02:05	#15 Brady Martz runs for 10 yards. Touchdown! (Point after kick by #44 Jared Affield good)	0	49

TEAM STAT COMPARISON

	Hawley	Barnesville
Total Offense	83	392
Number of Plays	44	46
Yards per Play	1.9	8.5
Passing	26	40
Completions - Attempts	2 - 8	2 - 2
Yards per Pass	13.0	20.0
Touchdowns - Interceptions	0 - 0	0 - 0
Rushing	57	352
Rushing Attempts	36	44
Yards per Rush	1.6	8.0
Receiving	26	40
Receiving Completions	2	2
Yards per Catch	13.0	20.0
Penalties - Yards	3 - 10	9 - 50
Turnovers	2	0
Fumbles - Lost	2 - 2	0 - 0
Interceptions Thrown	0	0
Punting Attempts - Average Distance	5 - 21.6	0 - 0.0
Defensive Sacks - Yards	0 - 0	0 - 0
Time of Possession	00:23:12	00:24:36
Downs		
First Downs	6	15
First Downs - Rushing	3	14
First Downs - Passing	2	1
First Downs - Penalties	1	0
Third Down Conversions/Attempts	3/12 (25.0%)	4/10 (40.0%)
Fourth Down Conversions/Attempts	0/2 (0.0%)	1/3 (33.3%)

PASSING - HAWLEY

Name	Cmp	Att	Yds	TD	Int
7 Drew Thompson	2	8	26	0	0

PASSING - BARNESVILLE

Name	Cmp	Att	Yds	TD	Int
8 Ethan Ishaug	2	2	40	0	0

RUSHING - HAWLEY

Name	Att	Yds	Avg	TD
27 Austin Koenig	18	30	1.7	0
11 Ben Omberg	5	16	3.2	0
20 Blake Omberg	2	8	4.0	0
26 Donnie Loegering	2	8	4.0	0
8 Harrison Nord	1	5	5.0	0
10 Riley Byklum	2	4	2.0	0
28 Tyler Todd	1	2	2.0	0
6 Wyatt Blakeway	1	-1	-1.0	0
3 Josh Wolbeck	1	-4	-4.0	0
7 Drew Thompson	3	-11	-3.7	0

RUSHING - BARNESVILLE

Name	Att	Yds	Avg	TD
10 Connor Meyer	9	90	10.0	1
3 Josh Tweeton	5	66	13.2	1
8 Ethan Ishaug	7	52	7.4	2
20 Brady Tweeton	4	49	12.3	1
15 Brady Martz	6	45	7.5	1
23 Brandon Holte	3	17	5.7	0
27 Connor John	2	10	5.0	0
6 Matthew Bredman	1	9	9.0	0
22 Robert Mark	1	5	5.0	0
29 Jimmy Kletsch	1	5	5.0	0
5 Caleb Stetz	1	5	5.0	0
28 Cole Tharaldson	1	1	1.0	0
33 Nick Detloff	1	0	0.0	0
30 Chase Brenner	1	-1	-1.0	0
11 Brad Hochhalter	1	-1	-1.0	0

RECEIVING - HAWLEY

Name	Rec	Yds	Avg	TD
27 Austin Koenig	1	14	14.0	0
26 Donnie Loegering	1	12	12.0	0
5 Spencer Christianson	0	0	0.0	0
33 Gage Eastman	0	0	0.0	0
11 Ben Omberg	0	0	0.0	0

RECEIVING - BARNESVILLE

Name	Rec	Yds	Avg	TD
3 Josh Tweeton	1	25	25.0	0
82 Jack Lien	1	15	15.0	0

DEFENSE - HAWLEY

Name	Tkl	Solo	Ast	Sack	TFL	Int
53 Terrell Middleton	6.5	6	1	0.0	1.0	0
27 Austin Koenig	4.5	3	3	0.0	0.0	0
21 Caleb Neset	3.0	3	0	0.0	0.0	0
12 Jarrett Lange	2.5	2	1	0.0	0.0	0
28 Tyler Todd	2.5	1	3	0.0	0.0	0
34 Brady Fenske	2.0	2	0	0.0	0.0	0
3 Josh Wolbeck	2.0	2	0	0.0	0.0	0
72 Lucas Crompton	2.0	1	2	0.0	0.0	0
64 Garner Moe	1.5	1	1	0.0	1.5	0
76 Dylan Jeral	1.5	0	3	0.0	0.0	0
9 Josh Fenske	1.0	1	0	0.0	0.0	0
20 Blake Omberg	1.0	1	0	0.0	0.0	0
44 Parker Tjaden	1.0	1	0	0.0	0.0	0
88 Grant Klevegaard	1.0	1	0	0.0	0.0	0
87 Ethan Peterson	1.0	1	0	0.0	0.0	0
26 Donnie Loegering	1.0	1	0	0.0	0.0	0
32 Brady Bjerken	1.0	1	0	0.0	0.0	0

DEFENSE - BARNESVILLE

Name	Tkl	Solo	Ast	Sack	TFL	Int
77 Kieran Johnson	6.0	4	4	0.0	4.0	0
61 Bradey Berg	5.0	4	2	0.0	1.5	0
2 Garrett Anderson	5.0	4	2	0.0	2.0	0
10 Connor Meyer	3.0	2	2	0.0	0.0	0
3 Josh Tweeton	2.5	1	3	0.0	0.0	0
29 Jimmy Kletsch	2.5	0	5	0.0	0.0	0
44 Jared Affield	2.0	1	2	0.0	1.0	0
15 Brady Martz	2.0	1	2	0.0	0.0	0
27 Connor John	2.0	1	2	0.0	0.0	0
68 Louis Brown	1.5	0	3	0.0	0.0	0
22 Robert Mark	1.0	1	0	0.0	0.0	0
43 Jerad Shaide	1.0	1	0	0.0	0.0	0
50 Alex Jenison	1.0	1	0	0.0	0.0	0
20 Brady Tweeton	1.0	0	2	0.0	0.0	0
14 Bryan Neels	1.0	0	2	0.0	0.0	0
7 Joey Roste	1.0	0	2	0.0	0.0	0

10 Riley Byklum	1.0	1	0	0.0	0.0	0
62 Zach Ellingson	1.0	1	0	0.0	0.0	0
74 Sean Meyer	0.5	0	1	0.0	0.0	0
6 Wyatt Blakeway	0.5	0	1	0.0	0.5	0

23 Brandon Holte	1.0	1	0	0.0	0.0	0
6 Matthew Bredman	1.0	1	0	0.0	0.0	0
80 Hunter Zenzen	1.0	0	2	0.0	0.0	0
59 Chandler Burnside	0.5	0	1	0.0	0.0	0
66 Tate Elliott	0.5	0	1	0.0	0.5	0
52 Xavier Kadrmas	0.5	0	1	0.0	0.0	0

KICKING - HAWLEY				
Name	FG	FGA	XP	Pts

KICKING - BARNESVILLE				
Name	FG	FGA	XP	Pts
44 Jared Affield	0	0	7	7

PUNTING - HAWLEY				
Name	Num	Yds	Avg	I20
3 Josh Wolbeck	5	108	21.6	0

PUNTING - BARNESVILLE				
Name	Num	Yds	Avg	I20

PUNT RETURNS - HAWLEY				
Name	Att	Yds	Avg	TD

PUNT RETURNS - BARNESVILLE				
Name	Att	Yds	Avg	TD
20 Brady Tweeton	1	5	5.0	0
6 Matthew Bredman	1	0	0.0	0

KICKOFF RETURNS - HAWLEY

Name	Att	Yds	Avg	TD
6 Wyatt Blakeway	3	43	14.3	0
26 Donnie Loegering	3	23	7.7	0
11 Ben Omberg	1	17	17.0	0
12 Jarrett Lange	1	0	0.0	0

KICKOFF RETURNS - BARNESVILLE

Name	Att	Yds	Avg	TD
3 Josh Tweeton	1	83	83.0	1

Defensive Stats vs HAWLEY

[illegible]

Connor Meyer Leads Trojans To 46-20 Victory Over Warroad



Josh Tweeten #3 carries the ball as Bryan Neels #14 takes care of a blocking assignment in this photo from recent Trojan football action. Neels had a huge game on defense against Warroad last week with 10 tackles, three tackles on kicks and he caused a fumble.

By: Tracy Hinsz

Connor Meyer led the Trojans to a road victory over Warroad netting 123 yards rushing on 13 carries with three touchdowns in Barnesville's 46-20 win.

Barnesville had an impressive opening series as they forced a Warroad punt, but were trapped inside their five-yard line. The Trojans moved the ball down the field methodically with Connor John, Connor Meyer and Ethan Ishaug grinding out yards on the ground and Jared Affield netting a pass that ate up the length of the field. Ishaug would get the Trojans on the scoreboard with a one-yard touchdown plunge. Affield would add the extra point for a 7-0 Trojan

lead.

Barnesville's defense would come up huge on the next Warroad series as cornerback Brady Tweeton would step in front of a pass and intercept the ball, returning it all the way to the 13-yard line. Meyer would score the first of his three touchdowns, taking the handoff and scampering in from five yards out. The PAT was no good, giving Barnesville a 13-0 lead.

Warroad would make a big play on defense to get on the scoreboard. The Warriors cornerback hit the receiver for Barnesville just as the ball arrived, causing the ball to ricochet into the air and fall into the hands of Warroad's Nick Streiff. He took the interceptions 20 yards into the

end zone for a Warriors touchdown. The two-point conversion would fail cutting the Barnesville lead to 13-6.

It would take only two plays for the Trojans to put another touchdown on the board. Connor Meyer would get big yards on the first run with Josh Tweeton busting loose on the next play for a 60 yard touchdown run. The two point conversion failed making the score 19-6 Barnesville.

Barnesville would score their fourth touchdown of the half on a Meyer six yard run, with Ishaug connecting with Garrett Anderson for the two-point conversion and a 27-6 Trojan lead.

The Trojans would punch in one more score late in the half as they drove the length of the field in the last



The heavy lifting begins down in the trenches on the lines as Tate Elliott #66, Connor John #27 and Jerod Shraide #43 take care of business.

two minutes, netting a touchdown on a Meyer 22 yard run. The two-point conversion pass was not successful as the half would come to a close a few plays later with Barnesville holding a 33-0 lead.

The third quarter saw the Trojans tack on another touchdown as backup quarterback Jared Affield connected with Jack Lien for a two yard score. Affield added the extra point for a 40-6 lead.

Warroad would finally get an offensive touchdown as Noah Harren scampered 32 yards up the middle. The two-point conversion pass was knocked down by Kieran Johnson negating the score, with Barnesville holding on to a 40-12 advantage.

The Warriors managed to put up another score in the third quarter after they recovered a Trojan fumble. Harren was the recipient once again scoring on a 16-yard touchdown run. He added the two-point conversion run that out the score to 40-20.

Barnesville would add their last score of the game, as they drove the field with running back Alex Garry finding the end zone from five yards out. The two-point conversion run was not good making the score 46-20 Barnesville which would be the final.

"I felt our kids were ready to play and had an outstanding first half, with the only exception being the interception they returned for a touchdown," said Head Coach Bryan Strand. "Our offensive line created huge holes and our running backs

were finding them and breaking out for big gains. Connor Meyer, Josh Tweston and Connor John had great games. I felt our kids came out and executed the game plan perfectly. We were able to get the win, play all our kids and leave the game healthy."

Connor Meyer led Barnesville in only his second game back from an injury. Josh Tweston added 96 yards rushing on five carries and one score, while netting one reception for 23 yards as the Trojans racked up 458 yards rushing on 49 carries for an incredible 9.3 yards per carry average. Barnesville finished with 549 yards of offense, while holding Warroad to 221.

Bryan Neels had an outstanding game on defense as he tallied 10 tackles, caused a fumble and had three tackles on kicks. Brady Tweston added a pair of tackles, an interception and two tackles on kicks, with Jared Affield netting nine tackles and three tackles on kicks.

Joey Roste finished his second game back from a knee injury with seven tackles in Barnesville's win. Barnesville's record now stands at 4-3 on the season. The Trojans will face Pelican Rapids to close out the regular season at home on Thursday, October 8.

Warroad - Harren 18-139, Wilmer 8-26, Bergeton 3-22, Nash 3-8, Johnson 2-4

Passing:
Barnesville - Ishaug 4-6-1=51, Affield 3-3-0=40, B. Tweston 0-1-0=0
Warroad - Wilmer 3-12-1=22, Ness 0-1-0-0, Johnson 0-1-0-0

Receiving:
Barnesville - Tharaldson



Owen Jerald #64 has his man on the ground while Ethan Ishaug #8 launches a pass downfield. Andrew Trowbridge #73 has his sights set on defending Ishaug's backside in this photo of recent Trojan football action.

1-14, B. Tweston 1-23, Lien 2-12, J. Tweston 1-9, Affield 1-18, Schlaide 1-15
Warroad - Ness 3-22

Individual Statistics

Rushing:
Barnesville - Meyer 13-123, B. Tweston 8-58, John 2-45, Ishaug 5-32, J. Tweston 5-96, Garry 5-44, Brenner 2-23, Martz 1-12, Bredman 2-11, Affield 3-8, Mark 1-4, Holte 1-2, Zenzen 1-0
Warroad - Harren 18-139, Wilmer 8-26, Bergeton 3-22, Nash 3-8, Johnson 2-4

Passing:
Barnesville - Ishaug 4-6-1=51, Affield 3-3-0=40, B. Tweston 0-1-0=0
Warroad - Wilmer 3-12-1=22, Ness 0-1-0-0, Johnson 0-1-0-0

Receiving:
Barnesville - Tharaldson

Box Score Report

Barnesville Boys Varsity Football @ Warroad Boys Varsity Football - 10/2/2015 7:00

PM

BOX SCORE					
Team	1	2	3	4	T
Barnesville	13	20	7	6	46
Warroad	0	6	14	0	20

SCORING PLAYS					
Team	Quarter	Time	Scoring Play	BAR	WAR
Barnesville	1	04:19	#8 Ethan Ishaug runs for 1 yards. Touchdown! (Point after kick by #44 Jared Affield good)	7	0
Barnesville	1	02:04	#10 Connor Meyer runs for 5 yards. Touchdown! (Point after kick by #44 Jared Affield no good)	13	0
Barnesville	2	08:24	#8 Ethan Ishaug pass intended for Team. Intercepted by #76 Nick Streiff. Penalty: offensive horse collar tackle for 15 yards. Penalty declined. (Two point conversion run by #21 Noah Harren no good)	13	6
Barnesville	2	07:57	#3 Josh Tweeton runs for 60 yards. Touchdown! (Two point conversion run by #27 Connor John no good)	19	6
Barnesville	2	04:35	#10 Connor Meyer runs for 6 yards. Touchdown! (Two point conversion pass by #8 Ethan Ishaug to #2 Garrett Anderson good)	27	6
Barnesville	2	00:27	#10 Connor Meyer runs for 22 yards. Touchdown! (Two point conversion pass by #8 Ethan Ishaug to #43 Jerad Shaide no good)	33	6
Barnesville	3	06:40	#44 Jared Affield pass complete to #82 Jack Lien for 2 yards. Touchdown! (Point after kick by #44 Jared Affield good)	40	6
Warroad	3	04:40	#21 Noah Harren runs for 32 yards. Touchdown! (Two point conversion pass by #11 Beau Wilmer to #20 Phillip Ness no good)	40	12
Warroad	3	00:37	#21 Noah Harren runs for 16 yards. Touchdown! (Two point conversion run by #21 Noah Harren good)	40	20
Barnesville	4	07:58	#9 Alex Garry runs for 5 yards. Touchdown! (Two point conversion run by #9 Alex Garry no good)	46	20

TEAM STAT COMPARISON

	Barnesville	Warroad
Total Offense	549	221
Number of Plays	59	48
Yards per Play	9.3	4.6
Passing	91	22
Completions - Attempts	7 - 10	3 - 14
Yards per Pass	13.0	7.3
Touchdowns - Interceptions	1 - 1	0 - 1
Rushing	458	199
Rushing Attempts	49	34
Yards per Rush	9.3	5.9
Receiving	91	22
Receiving Completions	7	3
Yards per Catch	13.0	7.3
Penalties - Yards	9 - 80	6 - 60
Turnovers	2	1
Fumbles - Lost	2 - 1	2 - 0
Interceptions Thrown	1	1
Punting Attempts - Average Distance	0 - 0.0	2 - 45.0
Defensive Sacks - Yards	0 - 0	0 - 0
Time of Possession	00:27:51	00:19:55
Downs		
First Downs	23	15
First Downs - Rushing	18	13
First Downs - Passing	4	1
First Downs - Penalties	1	1
Third Down Conversions/Attempts	7/10 (70.0%)	3/10 (30.0%)
Fourth Down Conversions/Attempts	2/5 (40.0%)	2/5 (40.0%)

PASSING - BARNESVILLE

Name	Cmp	Att	Yds	TD	Int
8 Ethan Ishaug	4	6	51	0	1
44 Jared Affield	3	3	40	1	0
20 Brady Tweeton	0	1	0	0	0

PASSING - WARROAD

Name	Cmp	Att	Yds	TD	Int
11 Beau Wilmer	3	12	22	0	1
20 Phillip Ness	0	1	0	0	0
7 Tristan Johnson	0	1	0	0	0

RUSHING - BARNESVILLE

Name	Att	Yds	Avg	TD
10 Connor Meyer	13	123	9.5	3
3 Josh Tweeton	5	96	19.2	1
20 Brady Tweeton	8	58	7.3	0
27 Connor John	2	45	22.5	0
9 Alex Garry	5	44	8.8	1
8 Ethan Ishaug	5	32	6.4	1
30 Chase Brenner	2	23	11.5	0
15 Brady Martz	1	12	12.0	0
6 Matthew Bredman	2	11	5.5	0
44 Jared Affield	3	8	2.7	0
22 Robert Mark	1	4	4.0	0
23 Brandon Holte	1	2	2.0	0
80 Hunter Zenzen	1	0	0.0	0

RUSHING - WARROAD

Name	Att	Yds	Avg	TD
21 Noah Harren	18	139	7.7	2
11 Beau Wilmer	8	26	3.3	0
47 Ty Bergeron	3	22	7.3	0
30 Jackson Nash	3	8	2.7	0
7 Tristan Johnson	2	4	2.0	0

RECEIVING - BARNESVILLE

Name	Rec	Yds	Avg	TD
20 Brady Tweeton	1	23	23.0	0
44 Jared Affield	1	18	18.0	0
43 Jerad Shaide	1	15	15.0	0
28 Cole Tharaldson	1	14	14.0	0
82 Jack Lien	2	12	6.0	1
3 Josh Tweeton	1	9	9.0	0
35 Blake Ishaug	0	0	0.0	0

RECEIVING - WARROAD

Name	Rec	Yds	Avg	TD
20 Phillip Ness	3	22	7.3	0
30 Jackson Nash	0	0	0.0	0
22 Brennan Foster	0	0	0.0	0
33 Tyler Skarp	0	0	0.0	0
6 Kip Knutson	0	0	0.0	0

DEFENSE - BARNESVILLE

Name	Tkl	Solo	Ast	Sack	TFL	Int
44 Jared Affield	8.0	5	6	0.0	0.0	0
14 Bryan Neels	3.5	3	1	0.0	0.0	0
8 Ethan Ishaug	3.0	2	2	0.0	0.0	0
66 Tate Elliott	3.0	1	4	0.0	0.0	0
20 Brady Tweeton	2.5	1	3	0.0	0.0	1
2 Garrett Anderson	2.0	1	2	0.0	0.0	0
43 Jerad Shaide	2.0	2	0	0.0	0.0	0
23 Brandon Holte	1.5	1	1	0.0	0.0	0
7 Joey Roste	1.5	1	1	0.0	0.0	0
52 Xavier Kadrmas	1.5	1	1	0.0	0.0	0
15 Brady Martz	1.5	1	1	0.0	0.0	0
68 Louis Brown	1.5	0	3	0.0	0.0	0
5 Caleb Stetz	1.5	1	1	0.0	0.0	0
6 Matthew Bredman	1.0	0	2	0.0	0.0	0
80 Hunter Zenzen	1.0	1	0	0.0	0.0	0
27 Connor John	0.5	0	1	0.0	0.0	0

DEFENSE - WARROAD

Name	Tkl	Solo	Ast	Sack	TFL	Int
21 Noah Harren	6.5	5	3	0.0	1.0	0
20 Phillip Ness	5.0	3	4	0.0	0.0	0
22 Brennan Foster	4.0	4	0	0.0	0.0	0
30 Jackson Nash	2.5	2	1	0.0	0.0	0
75 Lucas Garbe	2.5	1	3	0.0	0.5	0
11 Beau Wilmer	2.5	2	1	0.0	0.0	0
76 Nick Streiff	2.0	1	2	0.0	0.0	1
47 Ty Bergeron	1.5	1	1	0.0	0.0	0
73	1.5	1	1	0.0	0.0	0
61 Cameron Phrakonekha	1.0	1	0	0.0	0.0	0
51 Neiko Clevon	0.5	0	1	0.0	0.0	0
56 Nathan Cole	0.5	0	1	0.0	0.5	0

50 Alex Jenison	0.5	0	1	0.0	0.0	0
--------------------	-----	---	---	-----	-----	---

KICKING - BARNESVILLE				
Name	FG	FGA	XP	Pts
44 Jared Affield	0	0	2	2

PUNTING - BARNESVILLE				
Name	Num	Yds	Avg	I20

PUNT RETURNS - BARNESVILLE				
Name	Att	Yds	Avg	TD
20 Brady Tweeton	1	7	7.0	0

KICKOFF RETURNS - BARNESVILLE				
Name	Att	Yds	Avg	TD
27 Connor John	2	26	13.0	0
44 Jared Affield	1	4	4.0	0

KICKING - WARROAD				
Name	FG	FGA	XP	Pts

PUNTING - WARROAD				
Name	Num	Yds	Avg	I20
11 Beau Wilmer	2	90	45.0	1

PUNT RETURNS - WARROAD				
Name	Att	Yds	Avg	TD

KICKOFF RETURNS - WARROAD				
Name	Att	Yds	Avg	TD
20 Phillip Ness	3	49	16.3	0
22 Brennan Foster	2	25	12.5	0
11 Beau Wilmer	1	10	10.0	0

Tweeton Brothers Explode In Trojan Romp Over Vikings 62-6



PHOTOS BY: JENNIFER GYLLAND

Andrew Trowbridge clears the lanes for ball carrier Connor John. Owen Jerald trails the play looking for a block that might be needed.

By: Tracy Hinz

Barnesville Trojan athletes and brothers, Josh and Brady Tweeton, had quite the night against Pelican Rapids. Brady would score three touchdowns coming via the pass, run and punt return, with Josh netting two scores on a kickoff return and a run, all in the first half, guiding Barnesville to a decisive 62-6 victory to close out the regular season.

The Trojans got the ball first and struck quickly as quarterback Ethan Ishaug connected with Brady Tweeton on a beautiful 50-yard touchdown pass. Jared Affield's extra point was good giving Barnesville a 7-0 lead.

Tweeton would produce the second touchdown as well, after the Trojan defense forced a three and out series. Tweeton took the ensuing punt 53 yards for another score. Affield converted the PAT for a 14-0 Trojan lead.

Barnesville's Alex Garry would stop the next Viking offensive possession with an interception at the 21-yard line. The Trojans would need only five plays. Using up 79 yards, mixing the run and the pass. Josh Tweeton would scamper the last seven yards for his first touchdown of the game, with Affield netting the extra point for a 21-0 Barnesville lead.

The defense would produce another turnover as Ishaug intercepted a pass, giving Barnesville another offensive series in the first quarter. Brady Tweeton would convert his third score of the game with an 18-yard touchdown run. The two-point conversion was stopped making the score 27-0.

Barnesville would end the quarter with Bradey Berg recovering a Pelican Rapids fumble. Ishaug would need only one play to complete a 24-yard touchdown pass to Jack Lien to open the second quarter. Affield

would net the extra point giving Barnesville a 34-0 lead.

Early in the second quarter the Trojans would insert the backups who would produce the next touchdown as quarterback, Jared Affield connected with Jerad Shaide for an eight yard score. Affield's extra point bounced off the upright making the score 40-0.

Pelican Rapids would finally get on the scoreboard on the ensuing kickoff. Returner Donovan Young would take the kick at the 12 yard line, find a seam in the defense and was off to the races for an 88 yard touchdown. The PAT was blocked making the score 40-6 Barnesville.

The Trojans would not waste any time answering the Vikings touchdown. Josh Tweeton would receive the kickoff on the 15 yard line, fake a reverse to his brother Brady and bolt down the Trojan sideline for an 85 yard kickoff return score. Affield would score on the

two-point conversion for a 48-6 lead, which would be the score going into halftime.

Garry would net the Trojans next score in the third quarter on a seven-yard run. The two-point conversion pass from quarterback Caleb Stetz to running back, Brandon Holte was just out of reach making the score 54-6.

Eighth grade athlete, Hunter Zenzen, would score the last touchdown of the game with an eight yard run, with Jaden Peterson netting the two-point conversion run score for a 62-6 lead, which is how the game would end.

"As you can see from the stats column, we dominated every facet of the game," stated Head Coach Bryan Strand. "We racked up 440 yards of offense, while holding them to 34. We came out and executed very well. I feel our defense is playing at a high level right now and our offense is moving the ball without making any mistakes. We ended the season 5-3, losing three games to teams with a combined record of 22-2. It is not where we wanted to be, but we have improved the entire year, are starting to get healthy, and look for a great playoff run."



Jack Lien has the ball locked securely as he hits a hole in the Viking line.

Ethan Ishaug ended the game, completing five of his seven passes for 95 yards and two scores, with Jared Affield adding two completions in three attempts for 24 yards and a touchdown. Alex Garry led the Trojans in rushing with 74 yards on four carries and a score, as



Jerad Shaide goes high for the ball and a touchdown as the game wound down and players were rotated frequently as reserves earned some playing time.

18 players were able to run the ball this game.

Josh Tweeton tallied 55 yards rushing on three carries, netting two touchdowns for the game, with Brady Tweeton adding 43 yards on three carries and one reception for 50 yards, scoring three touchdowns overall.

Defensively, Ethan Ishaug who had an interception and three tackles, including one for loss, with Jared Affield tallying six tackles and a tackle on a kick, led Barnesville. Garrett Anderson also added two tackles, including one for loss, and two tackles on kicks.

The Trojans end the season with a 5-3 record. They will open the playoffs against Warroad on Tuesday, October 13 at home with the kickoff slated for six o'clock.

Box Score

	1	2	3	4	F
Pelican Rapids	0	6	0	0	6
Barnesville	27	21	6	8	62

Barnesville - B. Tweeton 50 yard pass from Ishaug-Affield Kick
 Barnesville - B. Tweeton 53 yard punt return-Affield Kick
 Barnesville - J. Tweeton 17 yard run-Affield Kick
 Barnesville - B. Tweeton 18 yard run-Run Failed
 Barnesville - Lien 24 yard pass from Ishaug-Affield Kick

Barnesville - Shaide 8 yard pass from Affield-Kick Failed
 Pelican- Young 88-yard kickoff return-Kick Blocked
 Barnesville - J. Tweeton 85 yard kickoff return-Affield Run
 Barnesville - Garry 7 yard run-Pass Failed
 Barnesville - Zenzen 8 yard run-Peterson Run

Individual Statistics

Rushing:
 Pelican - Brosowski 6-25, Romero 7-12, Haugrud 3-3, Furey 2-2, Nehk 4-2, Lee 2-2, Reggie 1-0, Britten 2-(-4), Young 11-(-8)
 Barnesville - B. Tweeton 3-43, John 5-37, Leu 2-22, Roste 4-22, Ishaug 3-21, J. Tweeton 3-55, Garry 4-74, Brenner 2-5, Bredman 1-6, Affield 1-0, Mark 1-8, Holte 2-4, Zenzen 2-12, Stetz 1-10, Hochhalter 1-6

Passing:
 Pelican - Nehk 0-5-2=0
 Barnesville - Ishaug 5-7-0 95, Affield 2-3-1=24

Receiving:
 Pelican - None
 Barnesville - Tharaldson 1-8, B. Tweeton 1-50, Lien 2-29, J. Tweeton 1-7, Anderson 1-16, Schlaide 1-8



Alex Garry pulls in a pass as Jimmy Kletsch gets ready to do some blocking for another long gainer for the Trojans.

Box Score Report

Pelican Rapids Boys Varsity Football @ Barnesville Boys Varsity Football - 10/8/2014

7:00 PM

BOX SCORE					
Team	1	2	3	4	T
Pelican Rapids	0	6	0	0	6
Barnesville	27	21	6	8	62

SCORING PLAYS

Team	Quarter	Time	Scoring Play	PEL	BAR
Barnesville	1	10:15	#8 Ethan Ishaug pass complete to #20 Brady Tweeton for 51 yards. Touchdown! (Point after kick by #44 Jared Affield good)	0	7
Pelican Rapids	1	08:22	#57 Alex Diaz punts to the Trojans 47 yard line. #20 Brady Tweeton return for 53 yards. Touchdown! (Point after kick by #44 Jared Affield good)	0	14
Barnesville	1	03:45	#3 Josh Tweeton runs for 17 yards. Touchdown! (Point after kick by #44 Jared Affield good)	0	21
Barnesville	1	01:28	#20 Brady Tweeton runs for 18 yards. Touchdown! (Two point conversion run by #9 Alex Garry no good)	0	27
Barnesville	2	11:54	#8 Ethan Ishaug pass complete to #82 Jack Lien for 24 yards. Touchdown! (Point after kick by #44 Jared Affield good)	0	34
Barnesville	2	06:43	#44 Jared Affield pass intended for Team. Safety! Intercepted by #3 Donovan Young.	8	34
Pelican Rapids	2	06:43	Points adjustment	0	34
Barnesville	2	03:43	#44 Jared Affield pass complete to #43 Jerad Shaide for 8 yards. Touchdown! (Point after kick by #44 Jared Affield no good)	0	40
Pelican Rapids	2	03:28	Kickoff by #44 Jared Affield to the 12 yard line. #3 Donovan Young return for 88 yards. Touchdown! (Point after kick by #57 Alex Diaz blocked)	6	40
Barnesville	2	03:14	Kickoff by #57 Alex Diaz to the 15 yard line. #3 Josh Tweeton return for 85 yards. Touchdown! (Two point conversion run by #44 Jared Affield good)	6	48
Barnesville	3	00:42	#9 Alex Garry runs for 7 yards. Touchdown! (Two point conversion pass by #5 Caleb Stetz to #23 Brandon Holte no good)	6	54
Barnesville	4	07:16	#80 Hunter Zenzen runs for 8 yards. Touchdown! (Two point conversion run by #12 Jaden Peterson good)	6	62

TEAM STAT COMPARISON

	Pelican Rapids	Barnesville
Total Offense	34	444
Number of Plays	43	45
Yards per Play	0.8	9.9
Passing	0	119
Completions - Attempts	0 - 5	7 - 10
Yards per Pass	0.0	17.0
Touchdowns - Interceptions	0 - 2	3 - 1
Rushing	34	325
Rushing Attempts	38	35
Yards per Rush	0.9	9.3
Receiving	0	119
Receiving Completions	0	7
Yards per Catch	0.0	17.0
Penalties - Yards	4 - 20	6 - 50
Turnovers	4	1
Fumbles - Lost	2 - 2	1 - 0
Interceptions Thrown	2	1
Punting Attempts - Average Distance	6 - 30.2	1 - 34.0
Defensive Sacks - Yards	0 - 0	0 - 0
Time of Possession	00:27:39	00:20:21
Downs		
First Downs	4	21
First Downs - Rushing	3	17
First Downs - Passing	0	3
First Downs - Penalties	1	1
Third Down Conversions/Attempts	1/12 (8.3%)	1/4 (25.0%)
Fourth Down Conversions/Attempts	1/4 (25.0%)	0/1 (0.0%)

PASSING - PELICAN RAPIDS

Name	Cmp	Att	Yds	TD	Int
16 Josh Nehk	0	5	0	0	2

PASSING - BARNESVILLE

Name	Cmp	Att	Yds	TD	Int
8 Ethan Ishaug	5	7	95	2	0
44 Jared Affield	2	3	24	1	1

RUSHING - PELICAN RAPIDS

Name	Att	Yds	Avg	TD
60 Zane Brosowski	6	25	4.2	0
18 Eduardo Romero	7	12	1.7	0
22 Carlan Haugrud	3	3	1.0	0
15 James Furey	2	2	1.0	0
16 Josh Nehk	4	2	0.5	0
20 Austin Lee	2	2	1.0	0
4 Funk Reggie	1	0	0.0	0
5 Damien Britten	2	-4	-2.0	0
3 Donovan Young	11	-8	-0.7	0

RUSHING - BARNESVILLE

Name	Att	Yds	Avg	TD
9 Alex Garry	4	74	18.5	1
3 Josh Tweeton	3	55	18.3	1
20 Brady Tweeton	3	43	14.3	1
27 Connor John	5	37	7.4	0
89 Dominic Leu	2	22	11.0	0
7 Joey Roste	4	22	5.5	0
8 Ethan Ishaug	3	21	7.0	0
80 Hunter Zenzen	2	12	6.0	1
5 Caleb Stetz	1	10	10.0	0
22 Robert Mark	1	8	8.0	0
6 Matthew Bredman	1	6	6.0	0
11 Brad Hochhalter	1	6	6.0	0
30 Chase Brenner	2	5	2.5	0
23 Brandon Holte	2	4	2.0	0
44 Jared Affield	1	0	0.0	0

RECEIVING - PELICAN RAPIDS

Name	Rec	Yds	Avg	TD
3 Donovan Young	0	0	0.0	0
19 Matt Hanson	0	0	0.0	0

RECEIVING - BARNESVILLE

Name	Rec	Yds	Avg	TD
20 Brady Tweeton	1	51	51.0	1
82 Jack Lien	2	29	14.5	1
2 Garrett Anderson	1	16	16.0	0
28 Cole Tharaldson	1	8	8.0	0
43 Jerad Shaide	1	8	8.0	1
3 Josh Tweeton	1	7	7.0	0

DEFENSE - PELICAN RAPIDS

Name	Tkl	Solo	Ast	Sack	TFL	Int
13 Anthony Tallarico	8.0	7	2	0.0	0.0	0
57 Alex Diaz	4.0	3	2	0.0	0.0	0
17 Braden Sillerud	3.0	2	2	0.0	0.0	0
18 Eduardo Romero	2.0	2	0	0.0	0.0	0
22 Carlan Haugrud	2.0	2	0	0.0	0.0	0
87 Dillon Such	1.5	1	1	0.0	0.0	0
76 Kaleb Tollefson	1.0	1	0	0.0	1.0	0
3 Donovan Young	1.0	1	0	0.0	0.0	1
14 Hayden Christenson	1.0	1	0	0.0	0.0	0
19 Matt Hanson	1.0	1	0	0.0	0.0	0
58 Joel Diaz	1.0	1	0	0.0	0.0	0
20 Austin Lee	1.0	1	0	0.0	0.0	0
16 Josh Nehk	0.5	0	1	0.0	0.0	0
5 Damien Britten	0.5	0	1	0.0	0.0	0
66 Tucker Fladmark	0.5	0	1	0.0	0.0	0

DEFENSE - BARNESVILLE

Name	Tkl	Solo	Ast	Sack	TFL	Int
44 Jared Affield	5.0	3	4	0.0	0.5	0
14 Bryan Neels	4.0	3	2	0.0	0.0	0
2 Garrett Anderson	2.5	2	1	0.0	1.0	0
89 Dominic Leu	2.5	2	1	0.0	0.0	0
8 Ethan Ishaug	2.5	1	3	0.0	0.5	0
66 Tate Elliott	2.5	2	1	0.0	1.0	0
77 Kieran Johnson	2.5	2	1	0.0	1.5	0
27 Connor John	2.0	1	2	0.0	0.0	0
12 Jaden Peterson	1.5	1	1	0.0	0.0	0
40 Ryan McGough	1.5	1	1	0.0	0.0	0
20 Brady Tweeton	1.5	1	1	0.0	0.0	0
3 Josh Tweeton	1.5	1	1	0.0	0.0	0
29 Jimmy Kletsch	1.0	0	2	0.0	0.0	0
42 DJ Gardner	1.0	1	0	0.0	0.0	0
22 Robert Mark	1.0	1	0	0.0	0.0	0
7 Joey Roste	1.0	1	0	0.0	0.0	0
50 Alex Jenison	1.0	1	0	0.0	0.0	0

68 Louis Brown	1.0	1	0	0.0	1.0	0
54 Jonny Kletsch	1.0	1	0	0.0	1.0	0
43 Jerad Shaide	1.0	1	0	0.0	1.0	0
87 Andrew Wastweet	1.0	1	0	0.0	0.0	0
9 Alex Garry	1.0	1	0	0.0	1.0	1
81 Nicolas Swenson	1.0	1	0	0.0	0.0	0
61 Bradey Berg	1.0	0	2	0.0	0.5	0
6 Matthew Bredman	0.5	0	1	0.0	0.0	0
23 Brandon Holte	0.5	0	1	0.0	0.0	0
11 Brad Hochhalter	0.5	0	1	0.0	0.0	0

KICKING - PELICAN RAPIDS				
Name	FG	FGA	XP	Pts
57 Alex Diaz	0	0	0	0

KICKING - BARNESVILLE				
Name	FG	FGA	XP	Pts
44 Jared Affield	0	0	4	4

PUNTING - PELICAN RAPIDS				
Name	Num	Yds	Avg	I20
57 Alex Diaz	6	181	30.2	0

PUNTING - BARNESVILLE				
Name	Num	Yds	Avg	I20
2 Garrett Anderson	1	34	34.0	0

PUNT RETURNS - PELICAN RAPIDS				
Name	Att	Yds	Avg	TD

PUNT RETURNS - BARNESVILLE				
Name	Att	Yds	Avg	TD
20 Brady Tweeton	2	77	38.5	1

KICKOFF RETURNS - PELICAN RAPIDS

Name	Att	Yds	Avg	TD
3 Donovan Young	3	131	43.7	1
22 Carlan Haugrud	2	21	10.5	0
13 Anthony Tallarico	2	11	5.5	0
15 James Furey	1	7	7.0	0
16 Josh Nehk	1	3	3.0	0
20 Austin Lee	1	1	1.0	0

KICKOFF RETURNS - BARNESVILLE

Name	Att	Yds	Avg	TD
3 Josh Tweeton	1	85	85.0	1
20 Brady Tweeton	1	29	29.0	0

Defensive Stats vs Pelican Rapids

		Team Totals										
		Solo Tackles +3	Assisted Tackles +1	Tackle for loss +2	Tipped pass +1	Fumble caused +4	Fumble recovery +3	Int +5	Sack +4	Blocked Kick +5	Tackle on Kick +3	Total Points
Name	#											
Garrett Anderson	2		2	1							2	10
Josh Tweeton	3	1									1	6
Caleb Stetz	5		1									1
Matt Bredman	6		1									1
Joey Roste	7		3									3
Ethan Ishaug	8	1	2	1				1				12
Alex Garry	9		1	1				1				8
Connor Meyer	10											0
Brad Hochhalter	11		3									3
Jaden Peterson	12		2									2
Bryan Neels	14	2	4								2	16
Brady Martz	15											0
Brady Tweeton	20	1	2								2	11
Robert Mark	22		1									1
Brandon Holte	23											0
Connor John	27	1	2								1	8
Cole Tharaldson	28											0
Jimmy Kletsch	29		2								1	5
Chase Brenner	30											0
Kellen Hinsz	32											0
Nick Detloff	33											0
Blake Ishaug	35											0
Ryan McGough	40		2									2
DJ Gardner	42		1	1		1						7
Jerad Shaide	43		1	1								3
Jared Affield	44	1	5								1	11
Jalen Plath	45		1									1
Austyn Boyum	49											0
Alex Jennison	50	1										3
Xavier Kadrmas	52											0
Jonny Kletsch	54		1									1
Brett Allmaras	57											0
Chandler Burnside	59											0
Brady Berg	61		3	1								5
Alex Peppel	63											0
Owen Jerald	64											0
Tate Elliot	66	1	4							1		12
Gavin Camperud	67											0
Louis Brown	68		1									1
Tristan Elliot	70											0
Jack Trowbridge	72											0
Andrew Trowbridge	73											0
Joe Stage	74											0
Tyler Stage	76											0
Kieran Johnson	77	2	3	4			1					20
Hunter Zenzen	80	1	3									6
Jack Lien	82											0
Christian Enstad	83		1				1					4
Ellis Froslic	84											0
Andrew Wastweet	87	1										3
Dominc Leu	89	1	1								1	
Brooks Martinson	21		1									1
Grant Inniger	31											0
Owen Lewis	34											0
Jackson Poepping	53											0
JD Brown	56											0
Jared Poppel	58											0
Gabe Dent	62											0
Ashton Johnson	79		1									1
Nicolas Swenson	81		1									1

Trojans Defeat Warroad 43-20 In Playoff Action

By: Tracy Hinsz

The Barnesville Trojans opened up the 2015 football playoff season facing Warroad for the second time in three weeks. The Warriors put up a battle but the Trojans would win the game by the score of 43-20 advancing to Saturday's second round playoff game against Bagley.

The game started with both teams having to punt on their opening two possessions. Barnesville finally put together a scoring drive that covered 57 yards, with quarterback Ethan Ishaug netting the last three yards on a run for Barnesville's first score of the game. Jared Affield would add the extra point for a 7-0 Trojan lead.

Barnesville's defense would force another punt, as the second quarter got under way. The Trojans would take the ball down the field thanks to a nice run by Connor Meyer that was punctuated by an Ishaug to Brady Tweeton 17 yard touchdown pass for Barnesville's second score. Affield would convert the PAT for a 14-0 Trojan lead.

Turnovers and punts would dominate the next few possessions for both teams, before the Warriors would score their first touchdown on a crazy play. Warroad would line up in the shotgun formation at their 24-yard line, but the snap would fly past the quarterback's head. He would corral the ball at his 47-yard line while seven Trojan defenders chased after him. The quarterback, Beau Willmer, was able to get a pass off from his 45-yard line, catching the Trojan defensive backs cheating up field, and finding his receiver open at the 10. Brennan Foster would make the catch and run the remaining yards for the score. Ty Bergeron would convert the two-point conversion to cut the lead to 14-8.

Barnesville would answer quickly as Brady Tweeton took the ensuing kickoff 76 yards for a Trojan touchdown. Ishaug would connect with B. Tweeton for the two-point conversion as well, to give the Trojans a 22-8 lead.

The Trojans would stop Warroad's next drive as safety Joey

Roste intercepted the pass sending both teams into halftime.

Warroad needed a spark to start the second half and got it on the first play as Willmer took a shot gun snap, faked the handoff to the running back and broke loose through a hole scrambling 73 yards for a touchdown. The two-point conversion was stopped, but Warroad was right back into the contest at 22-14.

The Warriors would try an onside kick giving Barnesville great field position. The first play saw Ishaug connect on a 40-yard pass with Garrett Anderson taking the ball to the nine-yard line. Josh Tweeton would take the next carry the remaining nine yards for another Trojan touchdown. Affield's extra point was good giving Barnesville a 29-14 lead.

Barnesville would score another touchdown on a drive that was highlighted by two long passes from Ishaug. The first pass was caught by Affield covering 23 yards with Lien catching the second pass for a 22-yard gain putting the ball at the one-yard line. A penalty would back the Trojans up, but Josh Tweeton would end the drive with a three-yard touchdown run. Affield would connect on the PAT for a Trojan 36-14 lead.

The Trojans would net their last touchdown on an eight-yard Ishaug run after running back Connor Meyer broke off a big 34-yard gain to get the ball inside the 10-yard line. Affield would add the extra point for a 43-14 lead.

Warroad would get one more touchdown before the game ended on a Bergeron 13-yard run. The two-point conversion run was stopped making the score 43-20 Barnesville, which is how the game would end.

"I am pleased with the victory, but we cannot turn the ball over four times and expect to win in the playoffs," stated Head Coach Bryan Strand. "It is always hard to play a team for the second time in a short time span. We did not play our best. We missed assignments and had

mental breakdowns that cost us. We need to get better by Saturday when Bagley comes to town. They are 6-3 and playing very good football right now. They run a no huddle offense, which we will need to be ready for. They have some big linemen and very good skill players. This should be a great match up. Hopefully, Connor Meyer will be fully healthy by Saturday. He is a very important piece to our offensive team and makes steady plays for our defense. We will need to play an error free game, get rid of our mental mistakes and play hard nosed football for 48 minutes to get the win."

Offensively, Barnesville accumulated 367 yards with 174 yards rushing and 193 yards passing, while Warroad netted 382 total yards with 192 coming on the ground and 190 through the air.

Ethan Ishaug finished the game with 10 completions in 17 attempts for 193 yards and one score, while Connor Meyer led the team with 58 yards rushing on three carries, with Connor John adding 55 yards on 10 carries.

Garrett Anderson led the Trojans with 86 yards receiving on three catches, with Jack Lien adding 40 yards on two receptions.

The Trojan defense was led by Joey Roste (seven tackles, one tackle for loss, one tipped pass, fumble recovery, interception), Garrett Anderson (seven tackles, one tackle for loss, one tackle on a kick) and Ethan Ishaug (eight tackles, one tackle for loss, one caused fumble).

Bryan Neels (five tackles, one tackle for loss, one tackle on a kick), Kieran Johnson (four tackles, two tackles for loss, sack) and Brady Tweeton (four tackles, two tipped passes) were also instrumental in the Trojan victory.

Barnesville improved their record to 6-3 on the season and faced Bagley on Saturday, October 17.

Box Score	1	2	3	4	F
Warroad	0	8	6	6	- 20
Barnesville	7	15	14	7	- 43

Barnesville - Ishaug 3 yard run-Affield Kick
 Barnesville - B. Tweeton 17 yard pass from Ishaug- Affield Kick
 Warroad - Foster 24-yard pass from Wilmer-Bergeron Run
 Barnesville - B. Tweeton 76 yard kickoff return- B. Tweeton Pass from Ishaug
 Warroad - Wilmer 73 yard run-Run Failed
 Barnesville - J. Tweeton 9 yard run- Affield Kick
 Barnesville - J. Tweeton 3 yard run-Run Failed
 Barnesville - Ishaug 8 yard run-Affield Kick
 Warroad - Bergeron 13 yard run-Run Failed

Individual Statistics


Rushing: Warroad - Wilmer 12-103, Bergeron 7-43, Harder 14-32, Nash 5-14
 Barnesville - B. Tweeton 2-8, Meyer 3-58, John 10-55, Ishaug 5-4, J. Tweeton 10-49,

Passing: Warroad - Wilmer 15-30-1=190
 Barnesville - Ishaug 10-17-0=179

Receiving: Warroad - Ness 6-87, Foster 4-53, Skarp 3-34, Olson 1-14, Gausen 1-2
 Barnesville - Tharaldson 1-13, B. Tweeton 2-19, Lien 1-18, J. Tweeton 1-9, Anderson 3-86, Affield 2-34



Joey Roste was on fire against the Warriors. The junior had seven tackles, one tackle for a loss, one tipped pass, a fumble recovery and interception, helping the Trojans advance in playoff action.



It takes more than one Warroad defender to stop Jared Affield in the opening rounds of playoff action.

Box Score Report

Warroad Boys Varsity Football @ Barnesville Boys Varsity Football - 10/13/2015 6:00

PM

BOX SCORE					
Team	1	2	3	4	T
Warroad	0	8	6	6	20
Barnesville	7	15	14	7	43

SCORING PLAYS					
Team	Quarter	Time	Scoring Play	WAR	BAR
Barnesville	1	00:50	#8 Ethan Ishaug runs for 3 yards. Touchdown! (Point after kick by #44 Jared Affield good)	0	7
Barnesville	2	09:39	#8 Ethan Ishaug pass complete to #20 Brady Tweeton for 17 yards. Touchdown! (Point after kick by #44 Jared Affield good)	0	14
Warroad	2	00:50	#11 Beau Wilmer pass complete to #22 Brennan Foster for 24 yards. Touchdown! (Two point conversion run by #47 Ty Bergeron good)	8	14
Barnesville	2	00:34	Kickoff by #14 to the 24 yard line. #20 Brady Tweeton return for 76 yards. Touchdown! (Two point conversion pass by #8 Ethan Ishaug to #20 Brady Tweeton good)	8	22
Warroad	3	11:43	#11 Beau Wilmer runs for 73 yards. Touchdown! (Two point conversion run by #40 Curtis Harder no good)	14	22
Barnesville	3	11:10	#3 Josh Tweeton runs for 9 yards. Touchdown! (Point after kick by #44 Jared Affield good)	14	29
Barnesville	3	02:31	#3 Josh Tweeton runs for 3 yards. Touchdown! (Point after kick by #44 Jared Affield good)	14	36
Barnesville	4	07:53	#8 Ethan Ishaug runs for 8 yards. Touchdown! (Point after kick by #44 Jared Affield good)	14	43
Warroad	4	04:56	#47 Ty Bergeron runs for 13 yards. Touchdown! (Two point conversion run by #30 Jackson Nash no good)	20	43

TEAM STAT COMPARISON

	Warroad	Barnesville
Total Offense	382	367
Number of Plays	68	48
Yards per Play	5.6	7.6
Passing	190	193
Completions - Attempts	15 - 30	11 - 18
Yards per Pass	12.7	17.5
Touchdowns - Interceptions	1 - 1	1 - 0
Rushing	192	174
Rushing Attempts	38	30
Yards per Rush	5.1	5.8
Receiving	190	193
Receiving Completions	15	11
Yards per Catch	12.7	17.5
Penalties - Yards	2 - 10	2 - 15
Turnovers	3	4
Fumbles - Lost	3 - 2	5 - 4
Interceptions Thrown	1	0
Punting Attempts - Average Distance	7 - 32.9	4 - 32.8
Defensive Sacks - Yards	0 - 0	0 - 0
Time of Possession	00:28:53	00:19:05
Downs		
First Downs	13	14
First Downs - Rushing	7	7
First Downs - Passing	6	7
First Downs - Penalties	0	0
Third Down Conversions/Attempts	5/18 (27.8%)	1/5 (20.0%)
Fourth Down Conversions/Attempts	2/5 (40.0%)	0/0 (0%)

PASSING - WARROAD

Name	Cmp	Att	Yds	TD	Int
11 Beau Wilmer	15	30	190	1	1

PASSING - BARNESVILLE

Name	Cmp	Att	Yds	TD	Int
8 Ethan Ishaug	11	17	193	1	0
44 Jared Affield	0	1	0	0	0

RUSHING - WARROAD

Name	Att	Yds	Avg	TD
11 Beau Wilmer	12	103	8.6	1
47 Ty Bergeron	7	43	6.1	1
40 Curtis Harder	14	32	2.3	0
30 Jackson Nash	5	14	2.8	0

RUSHING - BARNESVILLE

Name	Att	Yds	Avg	TD
10 Connor Meyer	3	58	19.3	0
27 Connor John	10	55	5.5	0
3 Josh Tweeton	10	49	4.9	2
20 Brady Tweeton	2	8	4.0	0
8 Ethan Ishaug	5	4	0.8	2

RECEIVING - WARROAD

Name	Rec	Yds	Avg	TD
20 Phillip Ness	6	87	14.5	0
22 Brennan Foster	4	53	13.3	1
33 Tyler Skarp	3	34	11.3	0
13 Jordan Olson	1	14	14.0	0
26 Max Gausen	1	2	2.0	0
30 Jackson Nash	0	0	0.0	0
36 Connor Ehlers	0	0	0.0	0
6 Kip Knutson	0	0	0.0	0
28 Keegan Lunow	0	0	0.0	0
24 Jaron Moyer	0	0	0.0	0

RECEIVING - BARNESVILLE

Name	Rec	Yds	Avg	TD
2 Garrett Anderson	3	86	28.7	0
82 Jack Lien	2	40	20.0	0
44 Jared Affield	2	26	13.0	0
20 Brady Tweeton	2	19	9.5	1
28 Cole Tharaldson	1	13	13.0	0
3 Josh Tweeton	1	9	9.0	0
35 Blake Ishaug	0	0	0.0	0
7 Joey Roste	0	0	0.0	0

DEFENSE - WARROAD						
Name	Tkl	Solo	Ast	Sack	TFL	Int
75 Lucas Garbe	4.0	4	0	0.0	0.0	0
13 Jordan Olson	4.0	4	0	0.0	1.0	0
47 Ty Bergeron	4.0	4	0	0.0	0.0	0
20 Phillip Ness	3.0	3	0	0.0	0.0	0
11 Beau Wilmer	3.0	3	0	0.0	0.0	0
22 Brennan Foster	2.0	2	0	0.0	0.0	0
68 Grant Halstengard	2.0	2	0	0.0	1.0	0
61 Cameron Phrakonekha	1.5	1	1	0.0	0.0	0
33 Tyler Skarp	1.0	1	0	0.0	0.0	0
7 Tristan Johnson	0.5	0	1	0.0	0.0	0
30 Jackson Nash	0.5	0	1	0.0	0.0	0
5 Jaret Furuseth	0.5	0	1	0.0	0.0	0

DEFENSE - BARNESVILLE						
Name	Tkl	Solo	Ast	Sack	TFL	Int
7 Joey Roste	5.5	4	3	0.0	1.5	1
2 Garrett Anderson	5.0	4	2	0.0	1.5	0
27 Connor John	4.5	4	1	0.0	0.0	0
44 Jared Affield	4.0	1	6	0.0	0.0	0
14 Bryan Neels	3.5	3	1	0.0	0.5	0
20 Brady Tweeton	3.5	2	3	0.0	0.0	0
8 Ethan Ishaug	3.5	3	1	0.0	0.5	0
15 Brady Martz	3.0	3	0	0.0	0.0	0
66 Tate Elliott	3.0	2	2	0.0	0.0	0
29 Jimmy Kletsch	2.5	1	3	0.0	0.0	0
68 Louis Brown	1.5	0	3	0.0	0.5	0
77 Kieran Johnson	1.5	1	1	0.0	1.0	0
61 Bradey Berg	1.5	0	3	0.0	0.5	0
59 Chandler Burnside	1.5	1	1	0.0	1.0	0
10 Connor Meyer	1.0	1	0	0.0	0.0	0
5 Matt New	1.0	1	0	0.0	0.0	0

Bredman						
9 Alex Garry	1.0	1	0	0.0	0.0	0
57 Brett Allmaras	0.5	0	1	0.0	0.0	0
87 Andrew Wastweet	0.5	0	1	0.0	0.0	0

KICKING - WARROAD				
Name	FG	FGA	XP	Pts

KICKING - BARNESVILLE				
Name	FG	FGA	XP	Pts
44 Jared Affield	0	0	5	5

PUNTING - WARROAD				
Name	Num	Yds	Avg	I20
11 Beau Wilmer	7	230	32.9	0

PUNTING - BARNESVILLE				
Name	Num	Yds	Avg	I20
2 Garrett Anderson	4	131	32.8	2

PUNT RETURNS - WARROAD				
Name	Att	Yds	Avg	TD

PUNT RETURNS - BARNESVILLE				
Name	Att	Yds	Avg	TD
20 Brady Tweeton	4	42	10.5	0

KICKOFF RETURNS - WARROAD				
Name	Att	Yds	Avg	TD
24 Jaron Moyer	2	22	11.0	0
22 Brennan Foster	1	17	17.0	0
7 Tristan Johnson	1	13	13.0	0
33 Tyler Skarp	1	11	11.0	0
73	1	0	0.0	0

KICKOFF RETURNS - BARNESVILLE				
Name	Att	Yds	Avg	TD
20 Brady Tweeton	1	76	76.0	1
27 Connor John	1	16	16.0	0

[illegible]

Defense Shines In Trojan's 33-6 Victory Over Bagley



Ethan Ishaug #8 and Brady Tweeton #20 both reach for the interception over a Bagley player.

By: Tracy Hinsz

The Barnesville Trojans used a stingy defense to hold Bagley's offense down for the entire tournament game, meanwhile, quarterback Ethan Ishaug got the offense rolling in the Trojans 33-6 playoff victory, which advanced them to the Fargo Dome to face United North Central for the Section 8AA Championship.

Barnesville kicked off to open the game and Bagley put together a long drive that was highlighted by a 40 yard run from quarterback Ty Rolfson that needed a touchdown saving tackle from Ethan Ishaug.

Barnesville's defense would stiffen and force a fourth down where the pass hit the ground before the receiver secured the ball giving the Trojans the football for the first time deep in their own territory.

Barnesville's offense would not be able to move the ball and the Trojans have to punt. This would flip the playing field for the first quarter with most of the play for both teams in Trojan territory.

But the defense would not allow Bagley to move the ball and forced a

punt early in the second quarter. The Trojans would block the kick, but the ensuing scramble for the ball resulted in a batted ball by Barnesville and a re-kick. The Bagley punter would feel the pressure and shank his punt, setting up the Trojans with great field position at their 49-yard line.

Connor Meyer would break off a 29 yard run on third down to move the ball deep into Bagley territory. Barnesville would eventually lose the ball on a fumble inside Bagley's 10-yard line, but the Trojans had flipped the field position battle back into their favor.

The Trojans would set up their next offensive possession in Bagley territory and finally hit on a big play. Quarterback Ethan Ishaug would connect with Garrett Anderson for a 32-yard gain bringing the ball to the eight-yard line. After a penalty backed the Trojans up to the 17, Brady Tweeton would finally get Barnesville on the scoreboard with a 17-yard touchdown run on a pitch play. Jared Affield would connect on the extra point giving Barnesville a 7-0 lead.

Both teams would net

interceptions before the half came to an end with Barnesville holding a slim seven-point lead.

Barnesville would take the opening drive of the second half and move the ball down the field. The Trojans would score on a beautiful play that saw Ishaug sprint right and throw a tight end screen back left to Jack Lien who made a nice move to sprint 18 yards into the end zone and another Trojan touchdown. The extra point was blocked making the score 13-0.

The next drive saw Ishaug make a great third down throw to keep the series alive and then score on a 25 yard quarterback draw play for another Barnesville touchdown. The two-point conversion was not good, as the Trojans would take a 19-0 lead.

Ishaug would intercept the next Bagley pass at the 10-yard line giving the Trojans the ball back. He would break off back-to-back 53 and 14 yard runs to move the ball deep into Bagley territory.

With the field position flipped in favor of Barnesville, a fumble would derail this drive. Both teams

would not move the ball on the next possession, but the Trojans would get the ball back deep in Bagley territory after Bradley Berg recovered a fumble at the 18 yard line.

Connor Meyer would take the first play the needed distance for another Trojan touchdown. Affield's extra point was good giving the Trojans a 26-0 lead.

Barnesville would get the ball back and score another touchdown as backup quarterback Jared Affield connected with Cole Tharaldson for a 43-yard pitch and catch. Affield would add the PAT for a 33-0 lead.

Bagley finally would get on the scoreboard on the last play of the game, completing a 57-yard pass for a touchdown. The extra point was not kicked since the game was over with Barnesville winning by the score of 33-6.

"Our defense was the key to this victory today," stated Head Coach Bryan Strand. "Bradley Berg, Tate Elliott, Garrett Anderson and Kieran Johnson were outstanding in stopping Bagley up front. They had 102 yards passing but 100 of those yards came on two plays including the last play of the game. They also held Bagley's rushing total to 121 yards on 44 attempts. Our kids were physical and flew around today on the defensive side of the ball.

Offensively, we struggled early with their blitz pressure. We did not adjust well in the first half and made some adjustments in the second that helped us move the ball. Ethan Ishaug had his best performance in my opinion. He rushed for 130 yards and threw for 84 more with a pair of scores. He led us to the victory on offense.

Now we move on to face United North Central, the number one seed in our section at the Fargodome. I expect a great game. We are playing very well and so are they. I hope we have a great fan base to cheer our team on. It is going to be a fun week."

Barnesville finished the game with 388 total yards of offense accumulating 254 yards rushing and 134 yards passing, while the defense limited Bagley to 223 yards of total offense with 121 yards rushing and 102 yards passing.

Ethan Ishaug led all players with 130 yards rushing on 13 carries and a touchdown, while adding 84 yards passing, completing six passes in



Kieran Johnson and Garrett Anderson both share in a tackle as an attempt is made to strip the ball.

eight attempts and another score.

Connor Meyer tallied 82 yards rushing and a touchdown, with Jared Affield completing both of his passes for 50 yards and a score.

Cole Tharaldson led the Trojans with one catch for 43 yards and a touchdown, with Jack Lien netting covering 18 yards.

Garrett Anderson led Barnesville in defensive scoring as he tallied five tackles, two tackles for loss, a sack, a blocked kick and a forced fumble. Kieran Johnson was right behind with nine total tackles including five for loss.

Bradley Berg had a great game with 11 tackles including one for loss and a fumble recovery, with Tate Elliott netting nine tackles, with two for loss and a sack. Joey Roste added 12 total tackles, with Jimmy Kleisch netting eight tackles and an interception.

Jared Affield added 10 total tackles including one tackle for loss, with Brady Tweeton netting three tackles, one for loss and an interception in the victory over Bagley.

Barnesville improved their record to 7-3 on the season and will face United North Central on Friday, October 23 at 8 pm in the

Fargo Dome for the Section 8AA Championship.

Box Score	1	2	3	4	F
Bagley	0	0	0	6	6
Barnesville	0	7	12	14	33

Barnesville - B. Tweeton 17 yard run- Affield Kick

Barnesville - Lien 18 yard pass from Ishaug- Kick Blocked

Barnesville - Ishaug 25 yard run- Pass Failed

Barnesville - Meyer 18 yard run- Affield Kick

Barnesville - Tharaldson 43 yard pass from Affield- Affield Kick

Bagley - Culkins 57 yard pass from Rolfsen- PAT Not Attempted

Individual Statistics

Rushing:

Bagley - Rolfsen 15-66, Ubert 16-37, Thoma 11-28, Cage 2-(-10)
Barnesville - B. Tweeton 1-17, Meyer 10-82, John 4-13, Ishaug 13-130, J. Tweeton 9-8, Affield 2-4

Passing:

Bagley - Rolfsen 3-16-2=102
Barnesville - Ishaug 6-8-1-84, Affield 2-2-0=50, Meyer 0-1-0=0

Receiving:
Bagley - Culkins 2-62, Cage 1-40
Barnesville - Tharaldson 1-43,
Meyer 1-10, Lien 1-18, J. Tweeton
3-22, Anderson 1-32, Affield 1-9,
Tweeton 2-19, Lien 1-18, J. Tweeton
1-9, Anderson 3-86, Affield 2-34

Box Score Report

Bagley Boys Varsity Football @ Barnesville Boys Varsity Football - 10/17/2015 2:00

PM

BOX SCORE					
Team	1	2	3	4	T
Bagley	0	0	0	6	6
Barnesville	0	7	12	14	33

SCORING PLAYS					
Team	Quarter	Time	Scoring Play	BAG	BAR
Barnesville	2	03:46	#20 Brady Tweeton runs for 17 yards. Touchdown! (Point after kick by #44 Jared Affield good)	0	7
Barnesville	3	07:12	#8 Ethan Ishaug pass complete to #82 Jack Lien for 18 yards. Touchdown! (Point after kick by #44 Jared Affield blocked)	0	13
Barnesville	3	02:03	#8 Ethan Ishaug runs for 25 yards. Touchdown! (Two point conversion pass by #8 Ethan Ishaug to #82 Jack Lien no good)	0	19
Barnesville	4	04:07	#10 Connor Meyer runs for 18 yards. Touchdown! (Point after kick by #44 Jared Affield good)	0	26
Barnesville	4	01:05	#44 Jared Affield pass complete to #28 Cole Tharaldson for 43 yards. Touchdown! (Point after kick by #44 Jared Affield good)	0	33
Bagley	4	00:00	#4 Ty Rolfson pass complete to #2 Lavan Culkins for 57 yards. Touchdown!	6	33

TEAM STAT COMPARISON

	Bagley	Barnesville
Total Offense	223	388
Number of Plays	60	50
Yards per Play	3.7	7.8
Passing	102	134
Completions - Attempts	3 - 16	8 - 11
Yards per Pass	34.0	16.8
Touchdowns - Interceptions	1 - 2	2 - 1
Rushing	121	254
Rushing Attempts	44	39
Yards per Rush	2.8	6.5
Receiving	102	134
Receiving Completions	3	8
Yards per Catch	34.0	16.8
Penalties - Yards	8 - 45	8 - 85
Turnovers	3	4
Fumbles - Lost	2 - 1	4 - 3
Interceptions Thrown	2	1
Punting Attempts - Average Distance	4 - 28.0	2 - 33.0
Defensive Sacks - Yards	0 - 0	0 - 0
Time of Possession	00:23:47	00:24:12
Downs		
First Downs	10	18
First Downs - Rushing	6	12
First Downs - Passing	3	5
First Downs - Penalties	1	1
Third Down Conversions/Attempts	5/17 (29.4%)	9/12 (75.0%)
Fourth Down Conversions/Attempts	1/7 (14.3%)	1/1 (100.0%)

PASSING - BAGLEY

Name	Cmp	Att	Yds	TD	Int
4 Ty Rolfson	3	16	102	1	2

PASSING - BARNESVILLE

Name	Cmp	Att	Yds	TD	Int
8 Ethan Ishaug	6	8	84	1	1
44 Jared Affield	2	2	50	1	0
10 Connor Meyer	0	1	0	0	0

RUSHING - BAGLEY

Name	Att	Yds	Avg	TD
4 Ty Rolfson	15	66	4.4	0
34 Jake Ubert	16	37	2.3	0
33 Ben Thoma	11	28	2.5	0
10 Walker Cage	2	-10	-5.0	0

RUSHING - BARNESVILLE

Name	Att	Yds	Avg	TD
8 Ethan Ishaug	13	130	10.0	1
10 Connor Meyer	10	82	8.2	1
20 Brady Tweeton	1	17	17.0	1
27 Connor John	4	13	3.3	0
3 Josh Tweeton	9	8	0.9	0
44 Jared Affield	2	4	2.0	0

RECEIVING - BAGLEY

Name	Rec	Yds	Avg	TD
2 Lavan Culkins	2	62	31.0	1
10 Walker Cage	1	40	40.0	0
5 Michael Ubert	0	0	0.0	0
33 Ben Thoma	0	0	0.0	0

RECEIVING - BARNESVILLE

Name	Rec	Yds	Avg	TD
28 Cole Tharaldson	1	43	43.0	1
2 Garrett Anderson	1	32	32.0	0
3 Josh Tweeton	3	22	7.3	0
82 Jack Lien	1	18	18.0	1
10 Connor Meyer	1	10	10.0	0
44 Jared Affield	1	9	9.0	0

DEFENSE - BAGLEY

Name	Tkl	Solo	Ast	Sack	TFL	Int
55 Joshua Dukek	6.0	4	4	0.0	4.5	0
5 Michael Ubert	5.0	3	4	0.0	1.0	0
10 Walker Cage	4.0	4	0	0.0	0.0	0
33 Ben Thoma	4.0	3	2	0.0	0.5	0
62 Skyler Campbell	3.0	3	0	0.0	0.0	0
50 Lucas Culkins	2.5	1	3	0.0	0.5	0
24 Levi LaFiniere	2.5	2	1	0.0	0.5	1
36 Max Beckstrand	2.5	2	1	0.0	0.0	0
25 Mason Nepean	2.0	2	0	0.0	0.0	0
32 Levi Larson	1.5	0	3	0.0	0.0	0
51 Scott Lundsten	1.5	1	1	0.0	0.0	0
22 Weston Johnson-O'Beirne	1.5	1	1	0.0	0.0	0
26 Lamarco Pemberton	1.0	1	0	0.0	0.0	0

DEFENSE - BARNESVILLE

Name	Tkl	Solo	Ast	Sack	TFL	Int
61 Bradey Berg	6.0	3	6	0.0	1.0	0
29 Jimmy Kletsch	5.5	3	5	0.0	0.0	1
77 Kieran Johnson	5.0	2	6	0.0	3.0	0
44 Jared Affield	5.0	1	8	0.0	0.5	0
8 Ethan Ishaug	4.0	3	2	0.0	0.0	0
7 Joey Roste	4.0	1	6	0.0	0.0	0
66 Tate Elliott	3.5	2	3	0.0	2.0	0
15 Brady Martz	3.0	1	4	0.0	0.0	0
2 Garrett Anderson	2.5	1	3	0.0	1.0	0
9 Alex Garry	1.5	1	1	0.0	1.0	0
20 Brady Tweeton	1.5	1	1	0.0	0.5	1
68 Louis Brown	1.5	0	3	0.0	0.0	0
54 Jonny Kletsch	1.0	1	0	0.0	0.0	0
3 Josh Tweeton	1.0	1	0	0.0	0.0	0
59 Chandler Burnside	0.5	0	1	0.0	0.0	0
87 Andrew Wastweet	0.5	0	1	0.0	0.0	0

KICKING - BAGLEY

Name	FG	FGA	XP	Pts
------	----	-----	----	-----

KICKING - BARNESVILLE

Name	FG	FGA	XP	Pts
------	----	-----	----	-----

44 Jared Affield	0	0	3	3
------------------	---	---	---	---

PUNTING - BAGLEY

Name	Num	Yds	Avg	I20
------	-----	-----	-----	-----

5 Michael Ubert	4	112	28.0	1
-----------------	---	-----	------	---

PUNTING - BARNESVILLE

Name	Num	Yds	Avg	I20
------	-----	-----	-----	-----

7 Joey Roste	2	66	33.0	0
--------------	---	----	------	---

PUNT RETURNS - BAGLEY

Name	Att	Yds	Avg	TD
------	-----	-----	-----	----

PUNT RETURNS - BARNESVILLE

Name	Att	Yds	Avg	TD
------	-----	-----	-----	----

20 Brady Tweeton	3	20	6.7	0
------------------	---	----	-----	---

KICKOFF RETURNS - BAGLEY

Name	Att	Yds	Avg	TD
------	-----	-----	-----	----

2 Lavan Culkins	2	39	19.5	0
10 Walker Cage	1	19	19.0	0
20 James Hvezda Jr.	1	2	2.0	0

KICKOFF RETURNS - BARNESVILLE

Name	Att	Yds	Avg	TD
------	-----	-----	-----	----

9 Alex Garry	1	8	8.0	0
--------------	---	---	-----	---

[illegible][illegible]

Trojans Lose Section Championship 24-16 To UNC

By: Tracy Hinsz

The second ranked Barnesville Trojans squared off against top ranked United North Central for the Section 8AA championship and the right to participate in the state football tournament.

After scoring first, Barnesville would falter as UNC capitalized on a few big plays to win the game by the score of 24-16.

The game opened with Barnesville getting the ball, but on their first play from scrimmage, UNC forced a fumble that was recovered by the Warriors at the Trojan 45 yard line.

Barnesville's defense would stiffen and force a fourth down stop, getting the ball back at the 45-yard line. The offense would mix the run and the pass to cover the 55 yards needed to score a touchdown. Ethan Ishaug would take a quarterback sneak into the end zone that was followed by a Jared Affield extra point for a 7-0 Trojan lead.

The defense would force a punt on their next possession, but the Trojan offense could not muster any yards bringing up a punt as well. That is when disaster struck for Barnesville. The punt snap was too high and went over Joey Roste's head. Roste scrambled back to recover the ball, giving UNC great field position at the Trojans 18 yard line.

The Warriors got the ball to the five-yard line before the first quarter would come to an end. The Trojans would force a fourth down play, but were unable to tackle the Warriors running back on a pitch to the right as he evaded two tacklers and bounced into the end zone for UNC's first touchdown. The two-point conversion pass was incomplete making the score 7-6 Barnesville.

On Barnesville next offensive possession, quarterback Ethan Ishaug found running back Josh Tweeton for a 30-yard pass that needed a shoe string tackle to save a Trojan touchdown. That tackle would be huge, as the Warriors would hold the Trojans out of the end zone and forced Barnesville to try a field goal. Affield would boot



Garrett Anderson goes high to take on Ethan Ishaugs pass over the head of a UNC defender.

the try through the uprights from 30 yards out for a 10-6 lead.

Barnesville's defense continued to play well as Connor Meyer intercepted the ball and returned

it to the Warriors 39 yard line. The Trojans would get all the way to the 10-yard line before UNC ran a run blitz, tackling the Barnesville running back for a seven-yard loss

and taking them out of field goal range. UNC decided to blitz again on fourth down, which resulted in a sack of Ishaug, but a facemask penalty would give Barnesville another chance. Unfortunately, the Trojans could not get the center, quarterback exchange, fumbling the ball and giving the Warriors the ball back evading another possible score.

UNC would drive down the field mixing the run and the pass while adding a little luck. The last play of the half saw the Warriors on the 16-yard line. They would loft a pass to the back of the end zone that was knocked away from the intended receiver by Brady Tweeton. However, Aaron Hrdlicka was also in the area and dove for the ball, making the catch before it hit the turf for a Warriors touchdown. The two-point conversion run failed but the Warriors now had the lead that they took into intermission 12-10.

Barnesville's defense opened the second half with a three and out forcing a punt. The offense drove down to the 32-yard line before faltering on a fourth down pass.

The Warriors would go for the throat on their first play after getting the ball back and hit a home run. Quarterback Tom Tellers connected with his favorite receiver Aaron Hrdlicka on a 68-yard touchdown pass. The extra point was not good giving the Warriors an 18-10 lead.

The Trojans would drive down the field on their next possession,



Chandler Burnside and Robert Mark double up on the UNC opponent. Brady Martz missed out on the fun of participating in the tackle as he was blocked out of the play.

three plays to score a touchdown as Connor John tallied the first 21 yards on back-to-back runs, with Josh Ishaug short of a first down, turning the ball over to UNC.

The defense would force another punt, which was shanked, going out of bounds at the Warriors 36 yard line. It took the Trojans only end a few plays later.

Both teams would not move the ball on their next possession having to punt. The Warriors would put up their final touchdown, as UNC's quarterback, Tellers would take a run option 46 yards to the four-yard line. Tellers would score on a run on the next play, but the Trojans kept the Warriors from securing the two-point conversion and keeping the game within reach at 24-16.

Barnesville had great field position at the 49 yard line with 1:33 to play, but four straight passing attempts went incomplete giving the ball back to the Warriors who took the victory formation and ended the game with the Trojans on the wrong side of a 24-16 score.

"We had too many mistakes tonight on both sides of the ball and on special teams to win this game," stated Head Coach Bryan Strand. "Their first score was set up by a



Ethan Ishaug hands the ball off to Connor John on a run up the middle as a UNC defender has over run the play and taken himself out of the play.

snap going over our punter's head and the score before the half came off a deflection after Brady Tweeton played great defense, which was actually deflected twice as another UNC player tipped it as well, putting us down 12-10 at halftime.

We played great defense to start the second half, but then they hit a homerun on a 68-yard pass play where I thought we had great position to make the play, but it just did not happen. Josh Tweeton got us right back on the scoreboard with a 15 yard score that made the score 18-16. We got close a few times down the stretch, but were unable to put in another score. We let them score their last touchdown when they got the ball to the four-yard line, figuring that would be our only chance to get the ball back. We stopped the two-point conversion, but could not protect Ethan Ishaug enough to get off any quality throws.

Our team fought hard, but in the end, UNC made more plays and won the game. We had a good season and will miss the efforts that our seniors have put forth."

As a team, the Trojans tallied 313 total yards of offense with 225 yards coming on the ground and 88 yards through the air, while the Warriors tallied 269 yards of total offense with 159 yards rushing and 110 yards passing.

Barnesville was led in rushing by Connor John who had 92 yards on 11 carries with Connor Meyer adding 76 yards on 10 carries, and Josh Tweeton netting 30 yards on 10 carries and a touchdown.

Ethan Ishaug finished with seven completions in 12 attempts for 88 yards while adding 27 yards rushing on 16 carries and a score.

J. Tweeton added a reception for 40 yards, with Meyer netting two for 19. Cole Tharaldson added two catches for 19 yards, with Jared Affield netting one catch for eight yards and Jack Lien adding the last reception for two.

Defensively, the Trojans were led by Brady Martz who tallied six tackles (three individual, three assisted), one interception and one tipped pass, while Ishaug had seven total tackles (four individual, three assisted) with Jimmy Kletsch netting nine total tackles (two individual, seven assisted).

Brady Berg ended the night with nine tackles (nine assisted) including

one for loss, while Meyer netted three tackles (one individual and two assisted) and an interception. Joey Roste and Tate Elliott each finished the game with five tackles (two individual, three assisted) in the loss. Barnesville ends their season with a record of 7-4.

Box Score 1 2 3 4 F
UNC 0 12 6 6 - 24
Barnesville 7 3 6 0 - 16

Barnesville - Ishaug 1 yard run-
Affield Kick
UNC - K. Hrdlicka 3-yard run-
Pass Failed

Barnesville - Affield 30-yard FG
UNC - A. Hrdlicka 16 yard pass
from Tellers-Run Failed
UNC - A. Hrdlicka 68 yard pass
from Tellers- Kick Failed

Barnesville - J. Tweeton 15 yard
run- Pass Failed
UNC - Tellers 4 yard run- Run
Failed

Individual Statistics

Rushing:

Barnesville - Meyer 8-76, John
11-92, Ishaug 16-27, J. Tweeton 10-
30

UNC - Tellers 17-108, K.
Hrdlicka 14-44, Clark 1-4, Lausten
1-3

Passing:

Barnesville - Ishaug 7-12-0=88,
Meyer 0-1-0=0
UNC - Tellers 5-13-2=110

Receiving:

Barnesville - Tharaldson 2-19,
Meyer 2-19, Lien 1-2, J. Tweeton
1-40, Affield 1-8

UNC - A. Hrdlicka 3-100, Dailey
2-10

Box Score Report

Barnesville Boys Varsity Football @ United North Central Co-op Boys Varsity

Football - 10/23/2015 8:00 PM

BOX SCORE

Team	1	2	3	4	T
Barnesville	7	3	6	0	16
United North Central Co-op	0	12	6	6	24

SCORING PLAYS

Team	Quarter	Time	Scoring Play	BAR	UNI
Barnesville	1	05:40	#8 Ethan Ishaug runs for 1 yards. Touchdown! (Point after kick by #44 Jared Affield good)	7	0
United North Central Co-op	2	11:11	#1 Kirby Hrdlicka runs for 3 yards. Touchdown! (Two point conversion pass by #7 Tom Tellers to Team no good)	7	6
Barnesville	2	07:02	30 yard field goal attempt by #44 Jared Affield. Good!	10	6
United North Central Co-op	2	00:00	#7 Tom Tellers pass complete to #9 Aaron Hrdlicka for 16 yards. Touchdown! (Two point conversion run by #7 Tom Tellers no good)	10	12
United North Central Co-op	3	05:53	#7 Tom Tellers pass complete to #9 Aaron Hrdlicka for 68 yards. Touchdown! (Point after kick by #2 James Clark no good)	10	18
Barnesville	3	00:04	#3 Josh Tweeton runs for 15 yards. Touchdown! (Two point conversion pass by #8 Ethan Ishaug to #20 Brady Tweeton no good)	16	18
United North Central Co-op	4	01:34	#7 Tom Tellers runs for 5 yards. Touchdown!	16	24

TEAM STAT COMPARISON

	Barnesville	United North Central Co-op
Total Offense	313	269
Number of Plays	58	46
Yards per Play	5.4	5.8
Passing	88	110
Completions - Attempts	7 - 13	5 - 13
Yards per Pass	12.6	22.0
Touchdowns - Interceptions	0 - 0	2 - 2
Rushing	225	159
Rushing Attempts	45	33
Yards per Rush	5.0	4.8
Receiving	88	110
Receiving Completions	7	5
Yards per Catch	12.6	22.0
Penalties - Yards	9 - 75	7 - 55
Turnovers	2	2
Fumbles - Lost	2 - 2	0 - 0
Interceptions Thrown	0	2
Punting Attempts - Average Distance	2 - 3.0	3 - 20.3
Defensive Sacks - Yards	0 - 0	0 - 0
Time of Possession	00:27:52	00:19:55
Downs		
First Downs	16	14
First Downs - Rushing	15	7
First Downs - Passing	1	4
First Downs - Penalties	0	3
Third Down Conversions/Attempts	2/14 (14.3%)	3/11 (33.3%)
Fourth Down Conversions/Attempts		

PASSING - BARNESVILLE

Name	Cmp	Att	Yds	TD	Int
8 Ethan Ishaug	7	12	88	0	0
10 Connor Meyer	0	1	0	0	0

PASSING - UNITED NORTH CENTRAL CO-OP

Name	Cmp	Att	Yds	TD	Int
7 Tom Tellers	5	13	110	2	2

RUSHING - BARNESVILLE

Name	Att	Yds	Avg	TD
27 Connor John	11	92	8.4	0
10 Connor Meyer	8	76	9.5	0
3 Josh Tweeton	10	30	3.0	1
8 Ethan Ishaug	16	27	1.7	1

RUSHING - UNITED NORTH CENTRAL CO-OP

Name	Att	Yds	Avg	TD
7 Tom Tellers	17	108	6.4	1
1 Kirby Hrdlicka	14	44	3.1	1
2 James Clark	1	4	4.0	0
22 George Lausten	1	3	3.0	0

RECEIVING - BARNESVILLE

Name	Rec	Yds	Avg	TD
3 Josh Tweeton	1	40	40.0	0
10 Connor Meyer	2	19	9.5	0
28 Cole Tharaldson	2	19	9.5	0
44 Jared Affield	1	8	8.0	0
82 Jack Lien	1	2	2.0	0
2 Garrett Anderson	0	0	0.0	0

RECEIVING - UNITED NORTH CENTRAL CO-OP

Name	Rec	Yds	Avg	TD
9 Aaron Hrdlicka	3	100	33.3	2
11 Thane Dailey	2	10	5.0	0
4 Caleb Puttonen	0	0	0.0	0
1 Kirby Hrdlicka	0	0	0.0	0

DEFENSE - BARNESVILLE

Name	Tkl	Solo	Ast	Sack	TFL	Int
44 Jared Affield	6.5	2	9	0.0	0.5	0
7 Joey Roste	5.0	4	2	0.0	1.0	0
29 Jimmy Kletsch	5.0	3	4	0.0	0.0	0
2 Garrett Anderson	4.0	2	4	0.0	1.5	0
15 Brady Martz	3.0	2	2	0.0	0.5	1
61 Bradey Berg	2.5	0	5	0.0	0.5	0
27 Connor John	2.0	2	0	0.0	0.0	0
8 Ethan Ishaug	2.0	1	2	0.0	0.0	0
66 Tate Elliott	1.5	1	1	0.0	0.0	0
20 Brady Tweeton	1.5	1	1	0.0	0.0	0
10 Connor Meyer	1.0	1	0	0.0	0.0	1
77 Kieran Johnson	1.0	0	2	0.0	0.0	0
59 Chandler Burnside	1.0	1	0	0.0	0.0	0
9 Alex Garry	1.0	1	0	0.0	0.0	0
3 Josh Tweeton	0.5	0	1	0.0	0.0	0
20 Louis Elliott	0.5	0	1	0.0	0.0	0

DEFENSE - UNITED NORTH CENTRAL CO-OP

Name	Tkl	Solo	Ast	Sack	TFL	Int
2 James Clark	7.5	7	1	0.0	0.0	0
22 George Lausten	6.5	3	7	0.0	1.5	0
4 Caleb Puttonen	6.0	5	2	0.0	0.0	0
7 Tom Tellers	5.5	5	1	0.0	0.0	0
51 Lynard Wright	4.5	3	3	0.0	1.5	0
58 Owen Anderson	3.5	3	1	0.0	2.0	0
75 Canton Matson	3.0	1	4	0.0	0.0	0
9 Aaron Hrdlicka	3.0	0	6	0.0	1.0	0
50 Charles Haataja	2.5	0	5	0.0	0.0	0
55 Colt Hanson	2.0	1	2	0.0	0.5	0
1 Kirby Hrdlicka	2.0	2	0	0.0	0.0	0
56 Hunter Roberts	1.0	0	2	0.0	0.5	0
11 Thane Dailey	1.0	1	0	0.0	0.0	0
8 Owen Anderson	1.0	1	0	0.0	0.0	0

KICKING - BARNESVILLE

Name	FG	FGA	XP	Pts
44 Jared Affield	1	1	1	4

KICKING - UNITED NORTH CENTRAL CO-OP

Name	FG	FGA	XP	Pts
2 James Clark	0	0	0	0

PUNTING - BARNESVILLE

Name	Num	Yds	Avg	I20
7 Joey Roste	2	6	3.0	0

PUNTING - UNITED NORTH CENTRAL CO-OP

Name	Num	Yds	Avg	I20
1 Kirby Hrdlicka	2	49	24.5	0
7 Tom Tellers	1	12	12.0	0

PUNT RETURNS - BARNESVILLE

Name	Att	Yds	Avg	TD
20 Brady Tweeton	1	6	6.0	0

PUNT RETURNS - UNITED NORTH CENTRAL CO-OP

Name	Att	Yds	Avg	TD
------	-----	-----	-----	----

KICKOFF RETURNS - BARNESVILLE

Name	Att	Yds	Avg	TD
14 Bryan Neels	3	3	1.0	0
3 Josh Tweeton	1	-17	-17.0	0

KICKOFF RETURNS - UNITED NORTH CENTRAL CO-OP

Name	Att	Yds	Avg	TD
2 James Clark	2	18	9.0	0
1 Kirby Hrdlicka	1	9	9.0	0
22 George Lausten	1	7	7.0	0

[illegible]

Name	#	Solo Tackles +3	Assisted Tackles +1	Tackle for loss +2	Tipped pass +1	Fumble caused +4	Fumble recovery +3	Int +5	Sack +4	Blocked Kick +5	Tackle on Kick +3	Total Points
Garrett Anderson	2	1	1	2								8
Josh Tweeton	3										1	3
Caleb Stetz	5											0
Matt Bredman	6											0
Joey Roste	7	2	3									9
Ethan Ishaug	8	4	3									15
Alex Garry	9	1										3
Connor Meyer	10	1	2					1				10
Brad Hochhalter	11											0
Jaden Peterson	12											0
Bryan Neels	14		1									1
Brady Martz	15	3	3		1			1				18
Brady Tweeton	20											0
Robert Mark	22											0
Brandon Holte	23											0
Connor John	27										2	6
Cole Tharaldson	28											0
Jimmy Kietsch	29	2	7									13
Chase Brenner	30											0
Kellen Hinsz	32											0
Nick Detloff	33											0
Blake Ishaug	35											0
Ryan McGough	40											0
DJ Gardner	42											0
Jerad Shaide	43											0
Jared Affield	44		5	1								7
Jalen Plath	45											0
Austyn Boyum	49											0
Alex Jennison	50											0
Xavier Kadrmas	52											0
Jonny Kietsch	54											0
Brett Allmaras	57											0
Chandler Burnside	59	1	1								1	7
Brady Berg	61		9	1								11
Alex Peppel	63											0
Owen Jerald	64											0
Tate Elliot	66	2	3									9
Gavin Camperud	67											0
Louis Brown	68										1	3
Tristan Elliot	70											0
Jack Trowbridge	72											0
Andrew Trowbridge	73											0
Joe Stage	74											0
Tyler Stage	76											0
Kieran Johnson	77		3									3
Hunter Zenzen	80											0
Jack Lien	82											0
Christian Enstad	83											0
Ellis Froslie	84											0
Andrew Wastweet	87											0
Dominc Leu	89											
Brooks Marlinson	21											0
Grant Inniger	31											0
Owen Lewis	34											0
Jackson Poepping	53											0
JD Brown	56											0
Jared Poppel	58											0
Gabe Dent	62											0
Ashton Johnson	79											0
Nicolas Swenson	81											0

Defensive Stats vs Season 2015


Name	#	solo Tackles +3	Assisted Tackles +1	Tackle for loss +2	Tipped pass +1	Fumble caused +4	Fumble recovery +3	Int +5	Sack +4	Blocked Kick +5	Tackle on Kick +3	Total Points
Garrett Anderson	2	16	30	14	0	2	1	0	1	1	3	135
Josh Tweeton	3	6	9	1	1	0	0	0	0	0	6	48
Caleb Stetz	5	1	1	0	0	0	0	0	0	0	0	4
Matt Bredman	6	1	5	0	1	0	0	0	0	0	0	9
Joey Roste	7	8	27	1	1	0	1	1	0	0	0	62
Ethan Ishaug	8	11	21	3	3	1	0	1	0	0	0	72
Alex Garry	9	8	13	2	1	0	0	1	0	0	1	50
Connor Meyer	10	3	7	0	1	0	0	1	0	0	0	22
Brad Hochhalter	11	0	3	0	0	0	0	0	0	0	0	3
Jaden Peterson	12	0	2	0	0	0	0	0	0	0	0	2
Bryan Neels	14	10	18	1	0	1	1	0	0	0	10	87
Brady Martz	15	16	41	1	3	0	2	4	0	0	2	126
Brady Tweeton	20	19	18	4	5	0	1	3	1	0	6	128
Robert Mark	22	0	2	0	0	0	0	0	0	0	1	5
Brandon Holte	23	0	5	0	0	0	0	0	0	0	2	11
Connor John	27	7	24	2	0	0	0	0	0	0	3	58
Cole Tharaldson	28	0	0	0	0	0	0	0	0	0	0	0
Jimmy Kietsch	29	16	47	5	0	1	0	1	0	0	4	126
Chase Brenner	30	0	1	0	0	1	0	0	0	0	0	5
Kellen Hinsz	32	0	1	0	0	0	0	0	0	0	0	1
Nick Detloff	33	0	1	0	0	0	0	0	0	0	0	1
Blake Ishaug	35	0	1	0	0	0	0	0	0	0	0	1
Ryan McGough	40	0	4	0	0	0	0	0	0	0	0	4
DJ Gardner	42	1	4	2	0	1	0	0	0	0	1	18
Jerad Shaide	43	5	17	2	0	0	0	0	0	0	2	42
Jared Affield	44	11	49	3	0	0	1	0	0	0	8	115
Jalen Plath	45	0	1	0	0	0	0	0	0	0	0	1
Austyn Boyum	49	0	0	0	0	0	0	0	0	0	0	0
Alex Jennison	50	2	1	0	0	0	0	0	0	0	1	10
Xavier Kadrmas	52	1	3	0	0	0	0	0	0	0	0	6
Jonny Kietsch	54	1	3	0	0	1	0	0	0	0	0	10
Brett Allmaras	57	0	2	0	0	0	0	0	0	0	0	2
Chandler Burnside	59	3	9	1	0	0	1	0	0	0	3	32
Brady Berg	61	9	46	8	0	0	1	0	3	0	0	104
Alex Peppel	63	0	0	0	0	0	0	0	0	0	0	0
Owen Jerald	64	0	1	0	0	0	1	0	0	0	0	4
Tate Elliot	66	7	32	7	0	0	0	0	2	1	2	86
Gavin Camperud	67	1	2	1	0	0	0	0	1	0	0	11
Louis Brown	68	5	24	2	0	0	0	0	0	0	3	52
Tristan Elliot	70	0	0	0	0	0	0	0	0	0	0	0
Jack Trowbridge	72	0	0	0	0	0	0	0	0	0	0	0
Andrew Trowbridge	73	0	4	0	0	0	0	0	0	0	1	7
Joe Stage	74	0	4	1	0	0	0	0	0	0	0	6
Tyler Stage	76	0	0	0	0	0	0	0	0	0	0	0
Kieran Johnson	77	23	41	23	1	0	1	0	6	0	0	184
Hunter Zenzen	80	3	4	0	0	0	0	0	0	0	1	16
Jack Lien	82	1	3	0	0	0	0	0	0	0	0	6
Christian Enstad	83	0	1	0	0	0	1	0	0	0	0	4
Ellis Froslie	84	0	0	0	0	0	0	0	0	0	0	0
Andrew Wastweet	87	2	2	0	0	0	0	0	0	0	2	14
Dominic Leu	89	1	1	0	0	0	0	0	0	0	1	7
Brooks Martinson	21	0	1	0	0	0	0	0	0	0	0	1
Grant Inniger	31	0	0	0	0	0	0	0	0	0	0	0
Owen Lewis	34	0	0	0	0	0	0	0	0	0	0	0
Jackson Poepping	53	0	0	0	0	0	0	0	0	0	0	0
JD Brown	56	0	0	0	0	0	0	0	0	0	0	0
Jared Poppel	58	0	0	0	0	0	0	0	0	0	0	0
Gabe Dent	62	0	0	0	0	0	0	0	0	0	0	0
Ashton Johnson	79	0	1	0	0	0	0	0	0	0	0	1
Nicolas Swenson	81	0	1	0	0	0	0	0	0	0	0	1
		198	538	84	17	8	12	12	14	2	63	

SEASON

Stats

2015

BARNESVILLE (7 - 4)

	 Your Team	Opponents
Scoring	348	156
Points Per Game	31.6	14.2
Downs		
First Downs	170	127
First Downs - Rushing	123	78
First Downs - Passing	40	39
First Downs - Penalties	7	10
Third Down Conversions/Attempts	46/115 (40.0%)	34/136 (25.0%)
Fourth Down Conversions/Attempts	10/30 (33.3%)	13/45 (28.9%)
Turnovers	22	24
Rushing	2690	1318
Attempts	406	407
Average Per Rush	6.6	3.2
Average Per Game	244.5	119.8
Rushing TDs	35	10
Passing	1183	1142
Completions- Attempts	85 - 157	66 - 156
Avg Per Attempt	7.5	7.3
Avg Per Completion	13.9	17.3
Avg Per Game	107.5	103.8
Passing TDs	11	10
Interceptions	6	11
Fumbles - Lost	23 - 16	26 - 13
Total Offense	3873	2460
Total Plays	365	340
Average per Play	10.6	7.2
Average Per Game	352.1	223.1

Big Plays (>20 yds)	56	40
Time of Possession	04:09:15	04:37:15
Penalties - Yards	74 - 605	57 - 417

TURNOVER BREAKDOWN						
TAKEAWAY			GIVEAWAY			
INT	FUM	TOTAL	INT	FUM	TOTAL	DIFF
10	13	23	6	16	22	1

Barnesville Offensive Cumulative Statistics

RUSHING						
Name	G	Att	Yds	Avg	TD	YPG
#3 Josh Tweeton	11	75	523	7.0	10	47.5
#8 Ethan Ishaug	11	98	459	4.7	9	41.7
#10 Connor Meyer	11	43	429	10.0	5	39.0
#20 Brady Tweeton	11	50	400	8.0	5	36.4
#27 Connor John	11	41	286	7.0	0	26.0
#29 Jimmy Kletsch	11	29	204	7.0	1	18.5
#9 Alex Garry	11	9	118	13.1	2	10.7
#15 Brady Martz	11	7	57	8.1	1	5.2
#6 Matthew Bredman	11	5	37	7.4	0	3.4
#30 Chase Brenner	11	5	27	5.4	0	2.5
#22 Robert Mark	11	4	25	6.3	0	2.3
#44 Jared Affield	11	15	24	1.6	1	2.2
#23 Brandon Holte	11	6	23	3.8	0	2.1
#89 Dominic Leu	11	2	22	11.0	0	2.0
#7 Joey Roste	11	4	22	5.5	0	2.0
#80 Hunter Zenzen	11	3	12	4.0	1	1.1
#5 Caleb Stetz	11	3	11	3.7	0	1.0
#11 Brad Hochhalter	11	2	5	2.5	0	0.5
#2 Garrett Anderson	11	3	5	1.7	0	0.5
#28 Cole Tharaldson	11	1	1	1.0	0	0.1
#33 Nick I...	11	1	0	0.0	0	0.0

PASSING

Name	G	Cmp	Att	Yds	TD	Int	YPG	Pct	QBR
#8 Ethan Ishaug	11	65	116	930	7	4	84.5	56.0%	136.4
#44 Jared Affield	11	19	36	230	4	2	20.9	52.8%	132.0
#20 Brady Tweeton	11	1	2	23	0	0	2.1	50.0%	146.6
#10 Connor Meyer	11	0	2	0	0	0	0.0	0.0%	0.0
Team	11	0	1	0	0	0	0.0	0.0%	0.0

RECEIVING

Name	G	Rec	Yds	Avg	TD	YPG
#20 Brady Tweeton	11	17	263	15.5	5	23.9
#82 Jack Lien	11	19	222	11.7	4	20.2
#28 Cole Tharaldson	11	13	177	13.6	1	16.1
#3 Josh Tweeton	11	11	176	16.0	0	16.0
#2 Garrett Anderson	11	8	166	20.8	0	15.1
#44 Jared Affield	11	5	61	12.2	0	5.5
#10 Connor Meyer	11	3	29	9.7	0	2.6
#29 Jimmy Kietsch	11	3	26	8.7	0	2.4
#43 Jerad Shaide	11	2	23	11.5	1	2.1
#35 Blake Ishaug	11	3	20	6.7	0	1.8
#15 Brady Martz	11	1	20	20.0	0	1.8
#27 Connor John	11	0	0	0.0	0	0.0
#9 Alex Garry	11	0	0	0.0	0	0.0
#7 Joey Roste	11	0	0	0.0	0	0.0

OFFENSIVE FUMBLES

Name	Fumbles	Fumbles Lost
#44 Jared Affield	3	2
#10 Connor Meyer	1	1
#15 Brady Martz	1	1
#8 Ethan Ishaug	7	3
#3 Josh Tweeton	6	5
#20 Brady Tweeton	4	3
#82 Jack Lien	1	1

TOTAL OFFENSE

Name	G	Plays	Rush - Yards	Pass - Yards	TGT - Rec - Yards	Total Yards	YPG
#8 Ethan Ishaug	11	214	98 - 459	116 - 930	0 - 0 - 0	1389	126.3
#3 Josh Tweeton	11	75	75 - 523	0 - 0	18 - 11 - 176	699	63.5
#20 Brady Tweeton	11	52	50 - 400	2 - 23	22 - 17 - 263	686	62.4
#10 Connor Meyer	11	45	43 - 429	2 - 0	3 - 3 - 29	458	41.6
#44 Jared Affield	11	51	15 - 24	36 - 230	6 - 5 - 61	315	28.6
#27 Connor John	11	41	41 - 286	0 - 0	1 - 0 - 0	286	26.0
#29 Jimmy Kletsch	11	29	29 - 204	0 - 0	6 - 3 - 26	230	20.9
#82 Jack Lien	11	0	0 - 0	0 - 0	37 - 19 - 222	222	20.2
#28 Cole Tharaldson	11	1	1 - 1	0 - 0	25 - 13 - 177	178	16.2
#2 Garrett Anderson	11	3	3 - 5	0 - 0	14 - 8 - 166	171	15.5
#9 Alex Gary	11	9	9 - 118	0 - 0	1 - 0 - 0	118	10.7
#15 Brady Martz	11	7	7 - 57	0 - 0	1 - 1 - 20	77	7.0
#6 Matthew Bredman	11	5	5 - 37	0 - 0	0 - 0 - 0	37	3.4
#30 Chase Brenner	11	5	5 - 27	0 - 0	0 - 0 - 0	27	2.5
#22 Robert Mark	11	4	4 - 25	0 - 0	0 - 0 - 0	25	2.3
#43 Jerad Shaide	11	0	0 - 0	0 - 0	2 - 2 - 23	23	2.1
#23 Brandon Holte	11	6	6 - 23	0 - 0	0 - 0 - 0	23	2.1
#89 Dominic Leu	11	2	2 - 22	0 - 0	0 - 0 - 0	22	2.0
#7 Joey Roste	11	4	4 - 22	0 - 0	1 - 0 - 0	22	2.0
#35 Blake Ishaug	11	0	0 - 0	0 - 0	6 - 3 - 20	20	1.8
#80 Hunter Zenzen	11	3	3 - 12	0 - 0	0 - 0 - 0	12	1.1
#5 Caleb Stetz	11	3	3 - 11	0 - 0	0 - 0 - 0	11	1.0
#11 Brad Hochhalter	11	2	2 - 5	0 - 0	0 - 0 - 0	5	0.5
#33 Nick Detloff	11	1	1 - 0	0 - 0	0 - 0 - 0	0	0.0
Team	11	1	0 - 0	1 - 0	0 - 0 - 0	0	0.0

ALL PURPOSE YARDS


Name	G	Rush	Rec	KR	PR	Int	FR	Total	YPG
#20 Brady Tweeton	11	400	263	209	226	49	14	1161	105.5
#3 Josh Tweeton	11	523	176	270	0	0	0	969	88.1
#10 Connor Meyer	11	429	29	0	0	19	0	477	43.4
#8 Ethan Ishaug	11	459	0	0	0	0	0	459	41.7
#27 Connor John	11	286	0	56	0	0	0	342	31.1
#29 Jimmy Kietsch	11	204	26	0	0	0	9	239	21.7
#82 Jack Lien	11	0	222	0	0	0	0	222	20.2
#2 Garrett Anderson	11	5	166	0	0	0	29	200	18.2
#28 Cole Tharaldson	11	1	177	0	0	0	0	178	16.2
#9 Alex Garry	11	118	0	8	0	0	0	126	11.5
#44 Jared Affield	11	25	61	11	0	0	0	97	8.8
#15 Brady Martz	11	57	20	0	4	8	0	89	8.1
#6 Matthew Bredman	11	37	0	0	0	0	0	37	3.4
#30 Chase Brenner	11	28	0	0	0	0	0	28	2.5
#22 Robert Mark	11	25	0	0	0	0	0	25	2.3
#43 Jerad Shaide	11	0	23	0	0	0	0	23	2.1
#23 Brandon Holte	11	23	0	0	0	0	0	23	2.1
#89 Dominic Leu	11	22	0	0	0	0	0	22	2.0
#7 Joey Roste	11	22	0	0	0	0	0	22	2.0
#35 Blake Ishaug	11	0	20	0	0	0	0	20	1.8
#5 Caleb Stetz	11	15	0	0	0	0	0	15	1.4
#80 Hunter Zenzen	11	12	0	0	0	0	0	12	1.1
#11 Brad Hochhalter	11	6	0	0	0	0	0	6	0.5
#40 Ryan McGough	11	0	0	4	0	0	0	4	0.4
#14 Bryan Neels	11	0	0	3	0	0	0	3	0.3

SCORING


Name	TD	FG	Kick PAT	2pt PAT	Pts
#20 Brady Tweeton	12	0	0	1	74
#3 Josh Tweeton	12	0	0	0	72
#8 Ethan Ishaug	9	0	0	0	54
#44 Jared Affield	1	2	32	1	46
#10 Connor Meyer	5	0	0	0	30
#82 Jack Lien	4	0	0	0	24
#9 Alex Garry	2	0	0	0	12
#29 Jimmy Kletsch	1	0	0	1	8
#28 Cole Tharaldson	1	0	0	0	6
#15 Brady Martz	1	0	0	0	6
#80 Hunter Zenzen	1	0	0	0	6
#43 Jerad Shaide	1	0	0	0	6
#2 Garrett Anderson	0	0	0	1	2
#12 Jaden Peterson	0	0	0	1	2

Team Cumulative Special Teams Statistics

Barnesville Varsity Football 2015



40

	 Your Team	Opponents
Kickoff Returns	24	57
Yards	561	701
Average Per Attempt	23.4	12.3
Kickoff Return TDs	3	2
Kickoffs	65	33
Yards	2479	1158
Average	38.1	35.1
Touchbacks	0	2
Punt Returns	22	5
Yards	230	50
Fair Catches	0	0
Average Per Attempt	10.5	10.0
Punt Return TDs	1	0
Punts	23	45
Yards	675	1264
Punting Touchbacks	0	1
Average Yards Per Punt	29.3	28.1
Punts Blocked	0	3
Field Goals Made - Attempted	2 - 3	1 - 1
0-19	0 - 0	0 - 0
20-29	1 - 1	1 - 1
30-39	1 - 2	0 - 0
40-49	0 - 0	0 - 0
50+	0 - 0	0 - 0
PAT Made - Attempted	32 - 38	9 - 14
Two Point Conversions Made - Attempted	0 - 12	3 - 9

nesville Special Team Cumulative Statistics

KICKING

Name	FGM-A	0-19	20-29	30-39	40-49	50+	XPM-A
#44 Jared Affield	2 - 3	0 - 0	1 - 1	1 - 2	0 - 0	0 - 0	32 - 38

KICKOFFS

Name	Num	Yds	Avg	Touchbacks
#44 Jared Affield	62	2369	38.2	0
#72 Jack Trowbridge	3	110	36.7	0

PUNTING

Name	Num	Yds	Avg	I20	Blk	Touchbacks	Fair Catches
#2 Garrett Anderson	19	603	31.7	4	0	0	0
#7 Joey Roste	4	72	18.0	0	0	0	0

KICK RETURNS

Name	Num	Yds	Avg	TD
#3 Josh Tweeton	7	270	38.6	2
#20 Brady Tweeton	6	209	34.8	1
#27 Connor John	4	56	14.0	0
#44 Jared Affield	2	11	5.5	0
#9 Alex Garry	1	8	8.0	0
#40 Ryan McGough	1	4	4.0	0
#14 Bryan Neels	3	3	1.0	0

RETURNS

Player	Num	Yds	Avg	TD
#20 Brady Tweeton	19	226	11.9	1
#15 Brady Martz	1	4	4.0	0
#22 Robert Mark	1	0	0.0	0
#6 Matthew Bredman	1	0	0.0	0